LENNOX
EMEA

AXIAL FAN CONDENSER

COMMERCIAL AND INDUSTRIAL RANGE

Hard Discount - Supermarkets - Hypermarkets
Refrigerated storage and transit stocking - Dispatch centres
Food processing - Canteen kitchens

HFC

18 > **1240** kW

NEOSTAR

NEOSTAR POWER The choice of **performance** and **low space requirement**.

- Capacity of up to 1,250 kW!
- Compactness: optimized heat exchange for reduced size.

NEOSTAR SILENCE The choice of **efficiency** and **low noise**.

- Low rotation speed motors with optimized electrical power consumption.
- Perfect incorporation in an urban environment, extremely quiet motors.
- An electronic switching motor (EC) is proposed as an optional extra for all models in this range.

www.lennoxemea.com

FRIGA-BOHN

HK® REFRIGERATION

This NEOSTAR range is sub-divided into two product lines to better meet the needs expressed in the various application fields:

neostar POWER

MASTER THE POWER

The "Power" range offers even more power in a space-saving unit.
The power rating of this unit may be as high as 1,250 kW!

An electronic switching motor (EC) is proposed as an optional extra for all our models to help reduce the energy footprint of the user's installations. Indeed, use of this type of motor offers a very significant reduction in energy consumption for a given power rating.

neostar SILENCE

LISTEN TO THE SILENCE

The "Silence" range is perfectly adapted to city centre commercial applications and all other applications where quiet operation is a key factor. In compliance with Eurovent standards the sound pressure level at 10 metres is as low as 19 dB(A) per module!

DESCRIPTION

Casing

- The casing is made of galvanized, as well as white pre-painted, galvanized sheet steel.
- The use of stainless steel screws guarantees excellent, long-lasting corrosion resistance (standard ISO 7253) and aesthetic quality.
- All components used have successfully passed the salt mist corrosion and Kesternich tests.
- The units are delivered screwed to a wooden base.
- Wooden crate packaging available as optional extra.

Ventilation

- The NEOSTAR air condenser range is equipped as standard with 2-speed, external rotor fans (star or delta connections).

NEOSTAR POWER

- The NEOSTAR Power range is equipped with the following motor fan units:
  - Ø 800 mm (PN) : 06P (D/Y) = 885/685 rpm.
  - Ø 910 mm (PU) : 06P (D/Y) = 880/670 rpm,

NEOSTAR SILENCE

- The NEOSTAR Silence range is equipped with the following fan units:
  - Ø 800 mm : 08P (D/Y) = 680/540 rpm,
  - Ø 800 mm : 12P (D/Y) = 440/330 rpm (special fan)
  - Ø 800 mm : 16P (Y) = 255 rpm.
- These enclosed motors are of the type 400V/3/50Hz, IP54, class F, compliant with standard EN 60529, permanently lubricated. Please contact us when the temperature exceeds 60°C.
- The motor fan units are wired as standard and factory connected as follows:
  - 1 to 3 switching boxes for the models L (motors connected in line),
  - 2 to 8 switching boxes for the models P (motors connected in parallel).
- We are also able to deliver the units unwired upon request (SCU option).
- Fan guards are compliant with safety standards.
- Fans units with special voltage ratings:
  - M60: Fans 400 V/3/60Hz, IP54, class F, in version 06P Ø 910 mm
  - M26: Fans 230 V/3/60Hz, IP54, class F, in version 06P Ø 910 mm

EC motor

- Electronic switching fan motors (EC) are also proposed as an optional extra and enable optimized operation of your installation. **This motor offers a reduction in energy consumption for a given power rating: a detailed comparison of the energy balance may be carried out for each project.**

Coil

- The air condensers of the NEOSTAR range are equipped with a high-performance, finned coil designed with profiled aluminium fins crimped onto internally grooved copper tubes.
- For this latest generation of condensers, a new optimized fin has been specially designed to improve performance, efficiency and compactness of the units.
- Special coil coatings are available (Vinyl protection (**BAE**), Blygold Polual XT protection (**BXT**)) offering greater corrosion resistance when used in aggressive atmospheres.

Selection software

- A wider selection of models is given in our software package to better meet your needs and expectations.

DESIGNATION

PN(1) **06**(2)**D**(3) **P**(4)**08**(5) **A2**(6)

(1) **PN** (Power Normal) - **PU** (Power Ultra)
SN (Silence Normal) - **SE** (Silence Extra) - **SU** (Silence Ultra)
(2) Number of poles
(3) **D** = Delta connection - **Y** = Star connection
(4) Fan arrangement: **L** = fans in line - **P** = fans in parallel
(5) Number of fans
(6) Type of module

CERTIFICATIONS



ADVANTAGES

Installation

Installation horizontal or vertical position as required: in case of installation with horizontal air flow, the predominant wind direction must be taken into consideration to avoid any risk of hot air recirculation.

Motors supplied factory wired and connected to reduce installation time.

Support legs extended up to 1,840 mm (optional) to meet installation requirements.

Servicing / Maintenance

Unimpeded access to the coil rendering maintenance easier.

OPTIONS

Kit	Factory	
		Ventilation
	M60	Fans 400 V/3/60Hz (please contact us for details).
	M26	Fans 230 V/3/60Hz (please contact us for details).
	MTH	Motors equipped with a protection thermostat. Recommended with frequent start sequences (more than 30 start sequences per hour) or when a speed controller is used.
	IRP	Rotary proximity switch(es).
	C2V	2-speed factory wired in the switching box.
	SCU	Without factory wiring. To be indicated when ordering if the condenser unit is to be delivered unwired.
		Coil
	MCI	Multi-circuits.
	BAE	Vinyl protection of fins.
	BXT	Blygold Polual XT protection of coils.
		Casing
	RAL	Special colours.
	REH	Legs extended by 240 mm (ground clearance 800 mm)
RE2		Legs extended by 840 mm (ground clearance 1400 mm)
RE3		Legs extended by 1340 mm (ground clearance 1900 mm)
RE4		Legs extended by 1840 mm (ground clearance 2400 mm)
	ECB	Wooden crate packaging.
		Protection and control enclosure
	MEC	Condensation pressure control with speed variation using an electronic switching motor (EC).
	CMP	Motor protection cabinet.
	RP1	CMP + condensation pressure control with cascade stoppage of fans.
	RP2	CMP + condensation pressure control with speed variation (voltage).
	RP3	CMP + condensation pressure control with speed variation (frequency).
MSK		Floor mounting kit.
		Other options
		Please contact us for details.

NEOSTAR POWER - Axial fan condenser

R404A **DT1 = 15K**

NEOSTAR POWER 1/2	Capacity (1) DT1 = 15K kW	Ventilation							Coil		Connections			Dimensions L x P x H mm	Net weight kg
		Acoustic Lp (2) dB(A)	Total number of fans Num. x Ø mm	Fan arrangement	Air flow m^3/h	True input power (3) W total	Energy efficiency class	Acoustic Lw dB(A)	Surface m^2	Circuit volume dm^3	Ø Inlet Ø Outlet mm	Same side	Opposite sides		
PU 06D L01 A1	42,3	56	1 x 910	•	23920	2480	E	88	68	9	7/8"	X	-	1512 x 1230 x 1347	153
PN 06D L01 A2	49,5	48	1 x 800	•	17890	1940	E	80	102	13	7/8"	X	-	1512 x 1230 x 1347	162
PU 06D L01 A2	54,2	56	1 x 910	•	21350	2480	E	88	102	13	7/8"	X	-	1512 x 1230 x 1347	164
PU 06D L01 B2	64,1	56	1 x 910	•	23670	2480	E	88	128	16	7/8"	X	-	1842 x 1230 x 1347	183
PU 06D L01 B3	73,1	56	1 x 910	•	21870	2480	E	88	170	21	1"1/8	X	-	1842 x 1230 x 1347	198
PU 06D L01 D2	76,0	56	1 x 910	•	26010	2480	E	88	170	21	7/8"	X	-	2312 x 1230 x 1347	210
PN 06D P02 A1	77,3	51	2 x 800	:	38960	3880	E	83	136	17	2x7/8"	X	-	1512 x 2310 x 1347	269
PN 06D L02 A1	77,6	51	2 x 800	••	38960	3880	E	83	136	17	7/8"	X	-	2712 x 1230 x 1347	255
PU 06D P02 A1	84,6	59	2 x 910	:	47840	4960	E	91	136	17	2x7/8"	X	-	1512 x 2310 x 1347	273
PU 06D L02 A1	85,0	59	2 x 910	••	47840	4960	E	91	136	17	7/8"	X	-	2712 x 1230 x 1347	259
PU 06D L01 D3	88,1	56	1 x 910	•	24660	2480	D	88	227	28	1"1/8	X	-	2312 x 1230 x 1347	228
PN 06D P02 A2	99,0	51	2 x 800	:	35780	3880	E	83	204	25	2x7/8"	X	-	1512 x 2310 x 1347	291
PN 06D L02 A2	99,4	51	2 x 800	••	35780	3880	E	83	204	25	1"1/8	X	-	2712 x 1230 x 1347	276
PU 06D L02 A2	108,5	59	2 x 910	••	42700	4960	E	91	204	25	1"1/8	X	-	2712 x 1230 x 1347	280
PN 06D L02 B2	114,6	51	2 x 800	••	38650	3880	E	83	255	32	1"1/8	X	-	3342 x 1230 x 1347	309
PN 06D P02 B2	114,6	51	2 x 800	:	38650	3880	E	83	255	32	2x7/8"	X	-	1842 x 2310 x 1347	323
PU 06D L02 D1	118,7	59	2 x 910	••	54950	4960	E	91	227	28	1"1/8	X	-	4312 x 1230 x 1347	343
PU 06D P02 D1	119,5	59	2 x 910	:	54950	4960	E	91	227	28	2x7/8"	X	-	2312 x 2310 x 1347	322
PU 06D P02 B2	128,3	59	2 x 910	:	47340	4960	E	91	255	32	2x7/8"	X	-	1842 x 2310 x 1347	327
PU 06D L02 B2	128,5	59	2 x 910	••	47340	4960	E	91	255	32	1"1/8	X	-	3342 x 1230 x 1347	313
PN 06D P02 D2	134,2	51	2 x 800	:	41570	3880	D	83	340	42	2x7/8"	X	-	2312 x 2310 x 1347	358
PU 06D P02 B3	146,3	59	2 x 910	:	43730	4960	E	91	340	42	2x1"1/8	X	-	1842 x 2310 x 1347	354
PU 06D L02 B3	146,5	59	2 x 910	••	43730	4960	E	91	340	42	1"1/8	X	-	3342 x 1230 x 1347	341
PU 06D P02 D2	152,0	59	2 x 910	:	52010	4960	E	91	340	42	2x7/8"	X	-	2312 x 2310 x 1347	362
PU 06D L02 D2	154,1	59	2 x 910	••	52010	4960	E	91	340	42	1"3/8	X	-	4312 x 1230 x 1347	378
PU 06D L02 B4	156,5	59	2 x 910	••	40530	4960	E	91	425	53	1"3/8	X	-	3342 x 1230 x 1347	369
PU 06D L03 A2	164,2	61	3 x 910	•••	64050	7440	E	93	306	38	1"3/8	X	-	3912 x 1230 x 1347	402
PN 06D L03 B2	171,7	53	3 x 800	•••	57970	5820	E	85	382	48	1"3/8	X	-	4842 x 1230 x 1347	450
PU 06D L02 D3	174,6	59	2 x 910	••	49310	4960	D	91	453	57	1"3/8	X	-	4312 x 1230 x 1347	413
PU 06D P02 D3	176,2	59	2 x 910	:	49310	4960	D	91	453	57	2x1"1/8	X	-	2312 x 2310 x 1347	397
PU 06D L03 B2	191,2	61	3 x 910	•••	71020	7440	E	93	382	48	1"3/8	X	-	4842 x 1230 x 1347	456
PN 06D P04 A2	198,9	54	4 x 800	::	71570	7760	E	86	408	51	2x1"1/8	X	-	2712 x 2310 x 1347	510
PN 06D L04 A2	199,8	54	4 x 800	••••	71570	7760	E	86	408	51	1"5/8	X	-	5112 x 1230 x 1347	508
PU 06D P04 A2	217,1	62	4 x 910	::	85400	9920	E	94	408	51	2x1"1/8	X	-	2712 x 2310 x 1347	518
PU 06D L03 B3	219,6	61	3 x 910	•••	65600	7440	E	93	510	64	1"5/8	X	-	4842 x 1230 x 1347	494
PN 06D P04 B2	229,2	54	4 x 800	::	77290	7760	E	86	510	64	2x1"1/8	X	-	3342 x 2310 x 1347	564
PN 06D L04 B2	229,9	54	4 x 800	••••	77290	7760	E	86	510	64	1"5/8	X	-	6342 x 1230 x 1347	579
PU 06D L03 D2	231,2	61	3 x 910	•••	78020	7440	E	93	510	64	1"5/8	X	-	6312 x 1230 x 1347	546
PU 06D L03 B4	235,1	61	3 x 910	•••	60800	7440	E	93	637	80	1"5/8	X	-	4842 x 1230 x 1347	534
PU 06D L04 A3	245,8	62	4 x 910	••••	76730	9920	E	94	544	68	1"5/8	X	-	5112 x 1230 x 1347	558
PU 06D P04 A3	247,5	62	4 x 910	::	76730	9920	E	94	544	68	2x1"1/8	X	-	2712 x 2310 x 1347	561
PU 06D L04 B2	256,6	62	4 x 910	••••	94690	9920	E	94	510	64	1"5/8	X	-	6342 x 1230 x 1347	587
PU 06D P04 B2	257,0	62	4 x 910	::	94690	9920	E	94	510	64	2x1"1/8	X	-	3342 x 2310 x 1347	572
PU 06D L03 D3	265,1	61	3 x 910	•••	73960	7440	D	93	680	85	1"5/8	X	-	6312 x 1230 x 1347	598
PU 06D L05 A2	272,3	63	5 x 910	•••••	106760	12400	E	95	510	64	1"5/8	X	-	6312 x 1230 x 1347	641
PU 06D P04 B3	292,9	62	4 x 910	::	87460	9920	E	94	680	85	2x1"1/8	X	-	3342 x 2310 x 1347	626
PU 06D L04 B3	293,4	62	4 x 910	••••	87460	9920	E	94	680	85	1"5/8	X	-	6342 x 1230 x 1347	639
PU 06D P04 D2	308,2	62	4 x 910	::	104020	9920	E	94	680	85	2x1"3/8	X	-	4312 x 2310 x 1347	654
PU 06D L04 D2	308,5	62	4 x 910	••••	104020	9920	E	94	680	85	1"5/8	-	X	8438 x 1230 x 1347	719
PU 06D P04 B4	313,0	62	4 x 910	::	81060	9920	E	94	850	106	2x1"3/8	X	-	3342 x 2310 x 1347	679
PU 06D L05 B2	321,8	63	5 x 910	•••••	118360	12400	E	95	637	80	1"5/8	-	X	7998 x 1230 x 1347	735
PU 06D L06 A2	321,8	64	6 x 910	••••••	128110	14880	E	96	612	76	2"1/8	X	-	7512 x 1230 x 1347	763
PU 06D P06 A2	328,3	64	6 x 910	:::	128110	14880	E	96	612	76	2x1"3/8	X	-	3912 x 2310 x 1347	747

NEOSTAR POWER - Axial fan condenser

R404A **DT1 = 15K**

NEOSTAR POWER 2/2	Capacity (1) DT1 = 15K kW	Ventilation: Acoustic Lp (2) dB(A)	Ventilation: Total number of fans Num. x Ø mm	Ventilation: Fan arrangement	Ventilation: Air flow m³/h	Ventilation: True input power (3) W total	Ventilation: Energy efficiency class	Ventilation: Acoustic Lw dB(A)	Coil: Surface m²	Coil: Circuit volume dm³	Connections: Ø Inlet Ø Outlet mm	Connections: Same side	Connections: Opposite sides	Dimensions L x P x H mm	Net weight kg
PN 06D P06 B2	343,5	56	6 x 800	⁝⁝	115940	11640	E	88	765	95	2x1"3/8	X	-	4842 x 2310 x 1347	815
PU 06D P04 D3	349,3	62	4 x 910	⁝	98620	9920	D	94	906	113	2x1"3/8	X	-	4312 x 2310 x 1347	725
PU 06D L04 D3	350,1	62	4 x 910	⁝⁝⁝⁝	98620	9920	D	94	906	113	2"1/8	X	-	8312 x 1230 x 1347	792
PU 06D L05 B3	363,6	63	5 x 910	⁝⁝⁝⁝⁝	109330	12400	E	95	850	106	2"1/8	X	-	7842 x 1230 x 1347	803
PU 06D L06 A3	368,9	64	6 x 910	⁝⁝⁝⁝⁝⁝	115090	14880	E	96	816	102	2"1/8	X	-	7512 x 1230 x 1347	828
PU 06D P06 B2	382,4	64	6 x 910	⁝⁝⁝	142030	14880	E	96	765	95	2x1"3/8	X	-	4842 x 2310 x 1347	827
PU 06D L05 B4	391,8	63	5 x 910	⁝⁝⁝⁝⁝	101330	12400	E	95	1062	132	2"1/8	X	-	7842 x 1230 x 1347	867
PN 06D P08 A2	399,6	57	8 x 800	⁝⁝⁝⁝	143140	15520	E	89	816	102	2x1"5/8	X	-	5112 x 2310 x 1347	950
PU 06D P06 B3	439,2	64	6 x 910	⁝⁝⁝	131200	14880	E	96	1020	127	2x1"5/8	X	-	4842 x 2310 x 1347	906
PU 06D P06 D2	462,5	64	6 x 910	⁝⁝⁝	156040	14880	E	96	1020	127	2x1"5/8	X	-	6312 x 2310 x 1347	946
PU 06D P06 B4	470,2	64	6 x 910	⁝⁝⁝	121600	14880	E	96	1275	159	2x1"5/8	X	-	4842 x 2310 x 1347	984
PU 06D P08 A3	491,6	65	8 x 910	⁝⁝⁝⁝	153460	19840	E	97	1088	136	2x1"5/8	X	-	5112 x 2310 x 1347	1051
PU 06D P08 B2	513,4	65	8 x 910	⁝⁝⁝⁝	189380	19840	E	97	1020	127	2x1"5/8	X	-	6342 x 2310 x 1347	1073
PU 06D P06 D3	530,3	64	6 x 910	⁝⁝⁝	147930	14880	D	96	1360	170	2x1"5/8	X	-	6312 x 2310 x 1347	1054
PU 06D P10 A2	544,6	66	10 x 910	⁝⁝⁝⁝⁝	213510	24800	E	98	1020	127	2x1"5/8	X	-	6312 x 2310 x 1347	1198
PU 06D P06 D4	563,1	64	6 x 910	⁝⁝⁝	140490	14880	D	96	1700	212	2x1"5/8	X	-	6312 x 2310 x 1347	1162
PN 06D P10 B2	574,8	58	10 x 800	⁝⁝⁝⁝⁝	193230	19400	E	90	1275	159	2x1"5/8	-	X	7998 x 2310 x 1347	1317
PU 06D P08 B3	586,8	65	8 x 910	⁝⁝⁝⁝	174930	19840	E	97	1360	170	2x1"5/8	X	-	6342 x 2310 x 1347	1185
PN 06D P12 A2	590,3	59	12 x 800	⁝⁝⁝⁝⁝⁝	214700	23280	E	91	1224	153	2x2"1/8	X	-	7512 x 2310 x 1347	1403
PU 06D P08 D2	617,0	64	8 x 910	⁝⁝⁝⁝	208050	19840	E	97	1360	170	2x1"5/8	-	X	8438 x 2310 x 1347	1244
PU 06D P10 A3	621,6	66	10 x 910	⁝⁝⁝⁝⁝	191820	24800	E	98	1360	170	2x1"5/8	X	-	6312 x 2310 x 1347	1309
PU 06D P10 B2	643,5	66	10 x 910	⁝⁝⁝⁝⁝	236720	24800	E	98	1275	159	2x1"5/8	-	X	7998 x 2310 x 1347	1337
PU 06D P12 A2	643,6	67	12 x 910	⁝⁝⁝⁝⁝⁝	256210	29760	E	99	1224	153	2x2"1/8	X	-	7512 x 2310 x 1347	1427
PN 06D P12 A3	680,1	59	12 x 800	⁝⁝⁝⁝⁝⁝	199080	23280	E	91	1632	203	2x2"1/8	X	-	7512 x 2310 x 1347	1534
PN 06D P12 B2	687,6	58	12 x 800	⁝⁝⁝⁝⁝⁝	231880	23280	E	91	1530	191	2x2"1/8	-	X	9498 x 2310 x 1347	1571
PN 06D P14 A2	697,0	58	14 x 800	⁝⁝⁝⁝⁝⁝⁝	250490	27160	E	91	1428	178	2x2"1/8	-	X	8838 x 2310 x 1347	1603
PU 06D P08 D3	700,1	64	8 x 910	⁝⁝⁝⁝	197240	19840	D	97	1813	226	2x2"1/8	X	-	8312 x 2310 x 1347	1390
PU 06D P10 B3	727,2	66	10 x 910	⁝⁝⁝⁝⁝	218660	24800	E	98	1700	212	2x2"1/8	X	-	7842 x 2310 x 1347	1474
PU 06D P12 A3	737,9	67	12 x 910	⁝⁝⁝⁝⁝⁝	230180	29760	E	99	1632	203	2x2"1/8	X	-	7512 x 2310 x 1347	1558
PU 06D P10 D2	761,9	65	10 x 910	⁝⁝⁝⁝⁝	260060	24800	E	98	1700	212	2x2"1/8	-	X	10438 x 2310 x 1347	1544
PU 06D P12 B2	765,6	66	12 x 910	⁝⁝⁝⁝⁝⁝	284060	29760	E	99	1530	191	2x2"1/8	-	X	9498 x 2310 x 1347	1595
PU 06D P10 B4	783,7	66	10 x 910	⁝⁝⁝⁝⁝	202660	24800	E	98	2124	265	2x2"1/8	X	-	7842 x 2310 x 1347	1602
PN 06D P14 B2	792,5	58	14 x 800	⁝⁝⁝⁝⁝⁝⁝	270520	27160	E	91	1785	223	2x2"1/8	-	X	10998 x 2310 x 1347	1833
PU 06D P14 A3	849,4	66	14 x 910	⁝⁝⁝⁝⁝⁝⁝	268550	34720	E	99	1904	237	2x2"1/8	X	-	8712 x 2310 x 1347	1766
PU 06D P14 B2	876,8	66	14 x 910	⁝⁝⁝⁝⁝⁝⁝	331410	34720	E	99	1785	223	2x2"1/8	-	X	10998 x 2310 x 1347	1861
PU 06D P12 B3	878,0	66	12 x 910	⁝⁝⁝⁝⁝⁝	262390	29760	E	99	2039	254	2x2"1/8	-	X	9498 x 2310 x 1347	1756
PU 06D P12 D2	925,2	66	12 x 910	⁝⁝⁝⁝⁝⁝	312070	29760	E	99	2039	254	2x2"1/8	X	-	12312 x 2310 x 1347	1839
PU 06D P12 B4	928,2	66	12 x 910	⁝⁝⁝⁝⁝⁝	243190	29760	E	99	2549	318	2x2"1/8	X	-	9342 x 2310 x 1347	1909
PU 06D P16 A3	983,3	67	16 x 910	⁝⁝⁝⁝⁝⁝⁝⁝	306910	39680	E	100	2175	271	2x2"1/8	-	X	10038 x 2310 x 1347	1963
PU 06D P14 B3	1016,4	66	14 x 910	⁝⁝⁝⁝⁝⁝⁝	306120	34720	E	99	2379	297	2x2"1/8	-	X	10998 x 2310 x 1347	2039
PU 06D P12 D3	1038,5	66	12 x 910	⁝⁝⁝⁝⁝⁝	295860	29760	D	99	2719	339	2x2"1/8	-	X	12438 x 2310 x 1347	2049
PU 06D P12 D4	1126,7	66	12 x 910	⁝⁝⁝⁝⁝⁝	280980	29760	D	99	3399	424	2x2"5/8	-	X	12438 x 2310 x 1347	2253
PU 06D P16 B3	1140,9	67	16 x 910	⁝⁝⁝⁝⁝⁝⁝⁝	349860	39680	E	100	2719	339	2x2"5/8	-	X	12498 x 2310 x 1347	2312
PU 06D P16 B4	1237,1	67	16 x 910	⁝⁝⁝⁝⁝⁝⁝⁝	324260	39680	E	100	3399	424	2x2"5/8	-	X	12498 x 2310 x 1347	2516

PU 06D : 885 rpm - 2480 W max. - 5,15 A max. (4)
PN 06D : 880 rpm - 1940 W max. - 3,90 A max. (4)
PU 06Y : 685 rpm - 1570 W max. - 2,90 A max. (4)
PN 06Y : 670 rpm - 1210 W max. - 2,23 A max. (4)

(1) Capacities are expressed in kW for R404A with DT1 = 15 K. They are equal to the capacities measured in accordance with standard CEN EN 327.
"DT1" represents the difference between the ambient air temperature and the condensation temperature considered equal at an equivalent condenser inlet pressure.
(2) Sound pressure level in dB(A) measured at 10 m, line of sight, on a reflective parallelepiped measurement surface, given for information only. Values measured under nominal operating conditions with clean coils and rated voltage.
(3) Power required for all motors.
(4) Setting of overload protection levels.

M60	M26	MTH	IRP	C2V	SCU	MCI	BAE	BXT	REH	RE ..	ECB	MEC	CMP	RP1	RP2	RP3	MSK
+1	+1	0	0	0	0	0	0	0	0	0	0	0	0	0	0	0	0

NEOSTAR SILENCE - Axial fan condenser

R404A | DT1 = 15K

NEOSTAR SILENCE 1/6	Capacity (1) DT1 = 15K kW	Ventilation: Acoustic Lp (2) dB(A)	Ventilation: Total number of fans Num. x Ø mm	Ventilation: Fan arrangement	Ventilation: Air flow m³/h	Ventilation: True input power (3) W total	Ventilation: Energy efficiency class	Ventilation: Acoustic Lw dB(A)	Coil: Surface m²	Coil: Circuit volume dm³	Connections: Ø Inlet Ø Outlet mm	Connections: Same side	Connections: Opposite sides	Dimensions L x P x H mm	Net weight kg
SU 16Y L01 A1	17,8	16	1 x 800	•	4980	105	A	48	68	9	7/8"	X	-	1512 x 1230 x 1347	151
SU 16Y L01 B1	20,4	16	1 x 800	•	5420	105	A	48	85	11	7/8"	X	-	1842 x 1230 x 1347	167
SU 12Y L01 A1	22,7	29	1 x 800	•	7190	190	B	61	68	9	7/8"	X	-	1512 x 1230 x 1347	151
SU 16Y L01 D1	23,1	16	1 x 800	•	5880	105	A	48	113	14	7/8"	X	-	2312 x 1230 x 1347	188
SU 16Y L01 D2	25,7	16	1 x 800	•	5490	105	A+	48	170	21	7/8"	X	-	2312 x 1230 x 1347	208
SU 12Y L01 B1	25,8	29	1 x 800	•	7700	190	B	61	85	11	7/8"	X	-	1842 x 1230 x 1347	167
SE 12D L01 A1	26,5	36	1 x 800	•	9330	330	C	68	68	9	7/8"	X	-	1512 x 1230 x 1347	151
SU 12Y L01 D1	29,2	29	1 x 800	•	8170	190	B	61	113	14	7/8"	X	-	2312 x 1230 x 1347	188
SE 12D L01 B1	29,9	36	1 x 800	•	9860	330	C	68	85	11	7/8"	X	-	1842 x 1230 x 1347	167
SU 12Y L01 B3	31,0	29	1 x 800	•	6610	190	B	61	170	21	7/8"	X	-	1842 x 1230 x 1347	196
SN 08D L01 A1	32,5	41	1 x 800	•	13670	890	D	73	68	9	7/8"	X	-	1512 x 1230 x 1347	151
SN 08Y L01 B1	33,4	37	1 x 800	•	11820	590	D	69	85	11	7/8"	X	-	1842 x 1230 x 1347	167
SE 12D L01 D1	34,2	36	1 x 800	•	10340	330	B	68	113	14	7/8"	X	-	2312 x 1230 x 1347	188
SU 16Y L02 A1	35,6	19	2 x 800	••	9960	210	A	51	136	17	7/8"	X	-	2712 x 1230 x 1347	255
SU 16Y P02 A1	35,6	19	2 x 800	:	9960	210	A	51	136	17	2x7/8"	X	-	1512 x 2310 x 1347	269
SN 08D L01 B1	37,1	41	1 x 800	•	14400	890	D	73	85	11	7/8"	X	-	1842 x 1230 x 1347	167
SN 08Y L01 D1	38,6	37	1 x 800	•	12520	590	C	69	113	14	7/8"	X	-	2312 x 1230 x 1347	188
SU 16Y L02 B1	40,2	19	2 x 800	••	10840	210	A	51	170	21	1"1/8	X	-	3342 x 1230 x 1347	283
SN 08Y L01 B2	40,4	37	1 x 800	•	10950	590	C	69	128	16	7/8"	X	-	1842 x 1230 x 1347	181
SU 16Y P02 B1	40,6	19	2 x 800	:	10840	210	A	51	170	21	2x7/8"	X	-	1842 x 2310 x 1347	293
SN 08D L01 A2	40,7	41	1 x 800	•	12590	890	D	73	102	13	7/8"	X	-	1512 x 1230 x 1347	162
SE 12D L01 D2	40,9	36	1 x 800	•	9940	330	B	68	170	21	7/8"	X	-	2312 x 1230 x 1347	208
SU 12Y P02 A1	45,3	32	2 x 800	:	14380	380	B	64	136	17	2x7/8"	X	-	1512 x 2310 x 1347	269
SU 12Y L02 A1	45,4	32	2 x 800	••	14380	380	B	64	136	17	7/8"	X	-	2712 x 1230 x 1347	255
SU 16Y P02 D1	46,1	19	2 x 800	:	11760	210	A	51	227	28	2x7/8"	X	-	2312 x 2310 x 1347	318
SN 08D L01 B2	46,3	41	1 x 800	•	13570	890	D	73	128	16	7/8"	X	-	1842 x 1230 x 1347	181
SU 16Y L02 D1	46,6	19	2 x 800	••	11760	210	A	51	227	28	1"1/8	X	-	4312 x 1230 x 1347	339
SN 08Y L01 D2	46,9	37	1 x 800	•	11930	590	C	69	170	21	7/8"	X	-	2312 x 1230 x 1347	208
SU 16Y L02 D2	50,9	19	2 x 800	••	10980	210	A+	51	340	42	1"3/8	X	-	4312 x 1230 x 1347	374
SN 08D L01 B3	51,2	41	1 x 800	•	12810	890	D	73	170	21	7/8"	X	-	1842 x 1230 x 1347	196
SU 12Y L02 B1	51,3	32	2 x 800	••	15400	380	B	64	170	21	1"1/8	X	-	3342 x 1230 x 1347	283
SU 16Y P02 D2	51,3	19	2 x 800	:	10980	210	A+	51	340	42	2x7/8"	X	-	2312 x 2310 x 1347	358
SU 12Y P02 B1	51,4	32	2 x 800	:	15400	380	B	64	170	21	2x7/8"	X	-	1842 x 2310 x 1347	293
SE 12D L02 A1	52,9	39	2 x 800	••	18650	660	C	71	136	17	7/8"	X	-	2712 x 1230 x 1347	255
SE 12D P02 A1	53,0	39	2 x 800	:	18650	660	C	71	136	17	2x7/8"	X	-	1512 x 2310 x 1347	269
SN 08D L01 D2	53,4	41	1 x 800	•	14510	890	C	73	170	21	7/8"	X	-	2312 x 1230 x 1347	208
SU 16Y L03 A1	53,6	21	3 x 800	•••	14940	315	A	53	204	25	1"1/8	X	-	3912 x 1230 x 1347	366
SN 08Y P02 A1	58,3	40	2 x 800	:	22110	1180	D	72	136	17	2x7/8"	X	-	1512 x 2310 x 1347	269
SU 12Y P02 D1	58,3	32	2 x 800	:	16340	380	B	64	227	28	2x7/8"	X	-	2312 x 2310 x 1347	318
SN 08Y L02 A1	58,4	40	2 x 800	••	22110	1180	D	72	136	17	7/8"	X	-	2712 x 1230 x 1347	255
SN 08D L01 D3	59,4	41	1 x 800	•	13970	890	C	73	227	28	1"1/8	X	-	2312 x 1230 x 1347	226
SU 12Y L02 B2	59,4	32	2 x 800	••	14240	380	B	64	255	32	1"1/8	X	-	3342 x 1230 x 1347	309
SE 12D L02 B1	59,9	39	2 x 800	••	19720	660	C	71	170	21	1"1/8	X	-	3342 x 1230 x 1347	283
SE 12D P02 B1	59,9	39	2 x 800	:	19720	660	C	71	170	21	2x7/8"	X	-	1842 x 2310 x 1347	293
SU 16Y L03 B1	60,3	21	3 x 800	•••	16260	315	A	53	255	32	1"1/8	X	-	4842 x 1230 x 1347	412
SN 08D P02 A1	65,2	44	2 x 800	:	27340	1780	D	76	136	17	2x7/8"	X	-	1512 x 2310 x 1347	269
SN 08D L02 A1	65,3	44	2 x 800	••	27340	1780	D	76	136	17	7/8"	X	-	2712 x 1230 x 1347	255
SN 08Y L02 B1	66,7	40	2 x 800	••	23650	1180	D	72	170	21	1"1/8	X	-	3342 x 1230 x 1347	283
SN 08Y P02 B1	66,7	40	2 x 800	:	23650	1180	D	72	170	21	2x7/8"	X	-	1842 x 2310 x 1347	293
SU 16Y L03 B2	66,8	21	3 x 800	•••	14760	315	A	53	382	48	1"3/8	X	-	4842 x 1230 x 1347	450
SU 12Y P02 D2	67,9	32	2 x 800	:	15540	380	A	64	340	42	2x7/8"	X	-	2312 x 2310 x 1347	358
SU 12Y L03 A1	68,1	34	3 x 800	•••	21560	570	B	66	204	25	1"1/8	X	-	3912 x 1230 x 1347	366
SE 12D P02 D1	68,5	39	2 x 800	:	20690	660	B	71	227	28	2x7/8"	X	-	2312 x 2310 x 1347	318

NEOSTAR SILENCE - Axial fan condenser

R404A **DT1 = 15K**

NEOSTAR SILENCE 2/6	Capacity (1) DT1 = 15K kW	Ventilation							Coil		Connections			Dimensions L x P x H mm	Net weight kg
		Acoustic Lp (2) dB(A)	Total number of fans Num. x Ø mm	Fan arrangement	Air flow m³/h	True input power (3) W total	Energy efficiency class	Acoustic Lw dB(A)	Surface m²	Circuit volume dm³	Ø Inlet Ø Outlet mm	Same side	Opposite sides		
SN 08Y L02 A2	70,2	40	2 x 800	••	19830	1180	D	72	204	25	1"1/8	X	-	2712 x 1230 x 1347	276
SU 16Y L04 A1	71,2	22	4 x 800	••••	19920	420	A	54	272	34	1"3/8	X	-	5112 x 1230 x 1347	468
SU 16Y P04 A1	71,3	22	4 x 800	::	19920	420	A	54	272	34	2x7/8"	X	-	2712 x 2310 x 1347	468
SE 12D L02 B2	71,9	39	2 x 800	••	18510	660	B	71	255	32	1"1/8	X	-	3342 x 1230 x 1347	309
SN 08D P02 B1	74,3	44	2 x 800	:	28810	1780	D	76	170	21	2x7/8"	X	-	1842 x 2310 x 1347	293
SN 08D L02 B1	74,5	44	2 x 800	••	28810	1780	D	76	170	21	1"1/8	X	-	3342 x 1230 x 1347	283
SU 12Y L03 B1	76,7	34	3 x 800	•••	23090	570	B	66	255	32	1"1/8	X	-	4842 x 1230 x 1347	412
SN 08Y P02 D1	77,3	40	2 x 800	:	25040	1180	C	72	227	28	2x7/8"	X	-	2312 x 2310 x 1347	318
SE 12D L03 A1	79,7	41	3 x 800	•••	27980	990	C	73	204	25	1"1/8	X	-	3912 x 1230 x 1347	366
SU 16Y P04 B1	80,5	22	4 x 800	::	21680	420	A	54	340	42	2x1"1/8	X	-	3342 x 2310 x 1347	513
SN 08Y L02 B2	80,7	40	2 x 800	••	21900	1180	C	72	255	32	1"1/8	X	-	3342 x 1230 x 1347	309
SN 08D L02 A2	81,3	44	2 x 800	••	25190	1780	D	76	204	25	1"1/8	X	-	2712 x 1230 x 1347	276
SU 16Y L04 B1	81,3	22	4 x 800	••••	21680	420	A	54	340	42	1"3/8	X	-	6342 x 1230 x 1347	528
SN 08D P02 A2	81,4	44	2 x 800	:	25190	1780	D	76	204	25	2x7/8"	X	-	1512 x 2310 x 1347	291
SE 12D P02 D2	81,8	39	2 x 800	:	19870	660	B	71	340	42	2x7/8"	X	-	2312 x 2310 x 1347	358
SE 12D L02 D2	82,0	39	2 x 800	••	19870	660	B	71	340	42	1"3/8	X	-	4312 x 1230 x 1347	374
SN 08D P02 D1	86,5	44	2 x 800	:	30170	1780	D	76	227	28	2x7/8"	X	-	2312 x 2310 x 1347	318
SN 08Y L03 A1	87,6	42	3 x 800	•••	33170	1770	D	74	204	25	1"1/8	X	-	3912 x 1230 x 1347	366
SE 12D L02 D3	88,0	39	2 x 800	••	19090	660	B	71	453	57	1"3/8	X	-	4312 x 1230 x 1347	409
SU 12Y L03 B2	89,1	34	3 x 800	•••	21350	570	B	66	382	48	1"3/8	X	-	4842 x 1230 x 1347	450
SU 16Y P04 B2	89,1	22	4 x 800	::	19680	420	A	54	510	64	2x1"1/8	X	-	3342 x 2310 x 1347	564
SU 16Y L05 A1	89,5	23	5 x 800	•••••	24900	525	A	55	340	42	1"3/8	X	-	6312 x 1230 x 1347	579
SE 12D L03 B1	89,8	41	3 x 800	•••	29580	990	C	73	255	32	1"1/8	X	-	4842 x 1230 x 1347	412
SU 12Y L04 A1	90,6	35	4 x 800	••••	28750	760	B	67	272	34	1"3/8	X	-	5112 x 1230 x 1347	468
SU 12Y P04 A1	90,6	35	4 x 800	::	28750	760	B	67	272	34	2x7/8"	X	-	2712 x 2310 x 1347	468
SN 08D L02 B2	92,1	44	2 x 800	••	27140	1780	D	76	255	32	1"1/8	X	-	3342 x 1230 x 1347	309
SN 08D P02 B2	92,5	44	2 x 800	:	27140	1780	D	76	255	32	2x7/8"	X	-	1842 x 2310 x 1347	323
SU 16Y L04 D1	93,4	22	4 x 800	••••	23530	420	A	54	453	57	1"3/8	-	X	8438 x 1230 x 1347	641
SU 16Y P04 D1	93,4	22	4 x 800	::	23530	420	A	54	453	57	2x1"1/8	X	-	4312 x 2310 x 1347	575
SN 08Y L02 D2	93,7	40	2 x 800	••	23870	1180	C	72	340	42	1"3/8	X	-	4312 x 1230 x 1347	374
SN 08Y P02 D2	93,7	40	2 x 800	:	23870	1180	C	72	340	42	2x7/8"	X	-	2312 x 2310 x 1347	358
SE 12D L03 A2	95,4	41	3 x 800	•••	25670	990	C	73	306	38	1"3/8	X	-	3912 x 1230 x 1347	396
SU 16Y L05 A2	97,0	23	5 x 800	•••••	21930	525	A	55	510	64	1"5/8	X	-	6312 x 1230 x 1347	631
SN 08D L03 A1	98,2	46	3 x 800	•••	41010	2670	D	78	204	25	1"1/8	X	-	3912 x 1230 x 1347	366
SN 08Y L03 B1	100,1	42	3 x 800	•••	35470	1770	D	74	255	32	1"1/8	X	-	4842 x 1230 x 1347	412
SN 08Y L02 D3	101,3	40	2 x 800	••	22750	1180	C	72	453	57	1"3/8	X	-	4312 x 1230 x 1347	409
SU 16Y L05 B1	101,5	23	5 x 800	•••••	27100	525	A	55	425	53	1"3/8	-	X	7998 x 1230 x 1347	661
SU 16Y P04 D2	101,7	22	4 x 800	::	21950	420	A+	54	680	85	2x1"3/8	X	-	4312 x 2310 x 1347	646
SU 12Y P04 B1	102,5	35	4 x 800	::	30790	760	B	67	340	42	2x1"1/8	X	-	3342 x 2310 x 1347	513
SU 12Y L04 B1	102,8	35	4 x 800	••••	30790	760	B	67	340	42	1"3/8	X	-	6342 x 1230 x 1347	528
SN 08D L02 B3	103,2	44	2 x 800	••	25630	1780	D	76	340	42	1"1/8	X	-	3342 x 1230 x 1347	337
SN 08Y L03 A2	105,2	42	3 x 800	•••	29740	1770	D	74	306	38	1"3/8	X	-	3912 x 1230 x 1347	396
SE 12D L04 A1	105,9	42	4 x 800	••••	37310	1320	C	74	272	34	1"3/8	X	-	5112 x 1230 x 1347	468
SE 12D P04 A1	105,9	42	4 x 800	::	37310	1320	C	74	272	34	2x7/8"	X	-	2712 x 2310 x 1347	468
SU 12Y L03 D3	106,6	34	3 x 800	•••	22190	570	A	66	680	85	1"1/8	X	-	6312 x 1230 x 1347	592
SN 08D P02 D2	106,8	44	2 x 800	:	29020	1780	C	76	340	42	2x7/8"	X	-	2312 x 2310 x 1347	358

SN 08D : 680 rpm - 890 W max. - 2,22 A max. (4)
SE 12D : 440 rpm - 330 W max. - 0,86 A max. (4)
SN 08Y : 540 rpm - 590 W max. - 1,17 A max. (4)
SU 12Y : 330 rpm - 190 W max. - 0,39 A max. (4)
SU 16Y : 255 rpm - 105 W max. - 0,25 A max. (4)

(1) Capacities are expressed in kW for R404A with DT1 = 15 K. They are equal to the capacities measured in accordance with standard CEN EN 327.
"DT1" represents the difference between the ambient air temperature and the condensation temperature considered equal at an equivalent condenser inlet pressure.

(2) Sound pressure level in dB(A) measured at 10 m, line of sight, on a reflective parallelepiped measurement surface, given for information only. Values measured under nominal operating conditions with clean coils and rated voltage.
(3) Power required for all motors.
(4) Setting of overload protection levels.

M60	M26	MTH	IRP	C2V	SCU	MCI	BAE	BXT	REH	RE ..	ECB	MEC	CMP	RP1	RP2	RP3	MSK
+1	+1	0	0	0	0	0	0	0	0	0	0	0	0	0	0	0	0

NEOSTAR SILENCE - Axial fan condenser

R404A | DT1 = 15K

NEOSTAR SILENCE 3/6	Capacity (1) DT1 = 15K	Ventilation							Coil		Connections			Dimensions L x P x H	Net weight
		Acoustic Lp (2)	Total number of fans Num. x Ø	Fan arrangement	Air flow	True input power (3)	Energy efficiency class	Acoustic Lw	Surface	Circuit volume	Ø Inlet Ø Outlet	Same side	Opposite sides		
	kW	dB(A)	mm		m³/h	W total		dB(A)	m²	dm³	mm			mm	kg
SU 16Y L06 A1	107,0	24	6 x 800	·····	29870	630	A	56	408	51	1"3/8	X	-	7512 x 1230 x 1347	690
SN 08D L02 D2	107,2	44	2 x 800	··	29020	1780	C	76	340	42	1"3/8	X	-	4312 x 1230 x 1347	374
SU 16Y P06 A1	107,2	24	6 x 800	:::	29870	630	A	56	408	51	2x1"1/8	X	-	3912 x 2310 x 1347	673
SE 12D L03 B2	107,7	41	3 x 800	···	27760	990	B	73	382	48	1"3/8	X	-	4842 x 1230 x 1347	450
SU 16Y L05 B2	110,3	23	5 x 800	·····	24600	525	A	55	637	80	1"5/8	-	X	7998 x 1230 x 1347	725
SN 08D L03 B1	111,7	46	3 x 800	···	43210	2670	D	78	255	32	1"1/8	X	-	4842 x 1230 x 1347	412
SU 12Y L05 A1	113,6	36	5 x 800	·····	35940	950	B	68	340	42	1"3/8	X	-	6312 x 1230 x 1347	579
SU 16Y P06 A2	115,5	24	6 x 800	:::	26320	630	A	56	612	76	2x1"3/8	X	-	3912 x 2310 x 1347	735
SN 08Y L04 A1	116,6	43	4 x 800	····	44230	2360	D	75	272	34	1"3/8	X	-	5112 x 1230 x 1347	468
SN 08Y P04 A1	116,8	43	4 x 800	::	44230	2360	D	75	272	34	2x7/8"	X	-	2712 x 2310 x 1347	468
SU 12Y P04 B2	118,6	35	4 x 800	::	28470	760	B	67	510	64	2x1"1/8	X	-	3342 x 2310 x 1347	564
SN 08D P02 D3	118,7	44	2 x 800	:	27940	1780	C	76	453	57	2x1"1/8	X	-	2312 x 2310 x 1347	393
SU 12Y L04 B2	118,8	35	4 x 800	····	28470	760	B	67	510	64	1"5/8	X	-	6342 x 1230 x 1347	579
SE 12D P04 B1	119,8	42	4 x 800	::	39440	1320	C	74	340	42	2x1"1/8	X	-	3342 x 2310 x 1347	513
SE 12D L04 B1	120,3	42	4 x 800	····	39440	1320	C	74	340	42	1"3/8	X	-	6342 x 1230 x 1347	528
SN 08Y L03 B2	121,3	42	3 x 800	···	32850	1770	C	74	382	48	1"3/8	X	-	4842 x 1230 x 1347	450
SN 08D L03 A2	122,4	46	3 x 800	···	37780	2670	D	78	306	38	1"3/8	X	-	3912 x 1230 x 1347	396
SE 12D L03 D2	123,1	41	3 x 800	···	29810	990	B	73	510	64	1"5/8	X	-	6312 x 1230 x 1347	540
SU 12Y P04 B3	123,2	35	4 x 800	::	26420	760	B	67	680	85	2x1"1/8	X	-	3342 x 2310 x 1347	618
SE 12D P04 A2	127,0	42	4 x 800	::	34230	1320	C	74	408	51	2x1"1/8	X	-	2712 x 2310 x 1347	510
SE 12D L04 A2	127,3	42	4 x 800	····	34230	1320	C	74	408	51	1"1/8	X	-	5112 x 1230 x 1347	508
SU 12Y L05 A2	130,6	36	5 x 800	·····	32310	950	B	68	510	64	1"5/8	X	-	6312 x 1230 x 1347	631
SN 08D P04 A1	130,7	47	4 x 800	::	54680	3560	D	79	272	34	2x7/8"	X	-	2712 x 2310 x 1347	468
SN 08D L04 A1	130,9	47	4 x 800	····	54680	3560	D	79	272	34	1"3/8	X	-	5112 x 1230 x 1347	468
SE 12D L05 A1	132,7	43	5 x 800	·····	46640	1650	C	75	340	42	1"3/8	X	-	6312 x 1230 x 1347	579
SN 08Y L04 B1	133,8	43	4 x 800	····	47300	2360	D	75	340	42	1"3/8	X	-	6342 x 1230 x 1347	528
SU 12Y L04 D2	135,7	35	4 x 800	····	31090	760	A	67	680	85	1"5/8	-	X	8438 x 1230 x 1347	711
SU 12Y P04 D2	135,7	35	4 x 800	::	31090	760	A	67	680	85	2x1"3/8	X	-	4312 x 2310 x 1347	646
SU 12Y P06 A1	136,1	37	6 x 800	:::	43130	1140	B	69	408	51	2x1"1/8	X	-	3912 x 2310 x 1347	673
SN 08D L03 B2	139,0	46	3 x 800	···	40710	2670	D	78	382	48	1"3/8	X	-	4842 x 1230 x 1347	450
SN 08Y L04 A2	140,0	43	4 x 800	····	39660	2360	D	75	408	51	1"5/8	X	-	5112 x 1230 x 1347	508
SU 16Y P06 D1	140,0	24	6 x 800	:::	35290	630	A	56	680	85	2x1"3/8	X	-	6312 x 2310 x 1347	829
SN 08Y P04 A2	140,5	43	4 x 800	::	39660	2360	D	75	408	51	2x1"1/8	X	-	2712 x 2310 x 1347	510
SN 08Y L03 D2	140,6	42	3 x 800	···	35800	1770	C	74	510	64	1"5/8	X	-	6312 x 1230 x 1347	540
SU 16Y P08 A1	142,5	25	8 x 800	::::	39830	840	A	57	544	68	2x1"3/8	X	-	5112 x 2310 x 1347	869
SE 12D P04 B2	143,7	42	4 x 800	::	37020	1320	B	74	510	64	2x1"1/8	X	-	3342 x 2310 x 1347	564
SE 12D L04 B2	144,1	42	4 x 800	····	37020	1320	B	74	510	64	1"5/8	X	-	6342 x 1230 x 1347	579
SN 08Y L05 A1	146,1	44	5 x 800	·····	55290	2950	D	76	340	42	1"3/8	X	-	6312 x 1230 x 1347	579
SU 12Y L05 B2	148,3	36	5 x 800	·····	35590	950	B	68	637	80	1"5/8	-	X	7998 x 1230 x 1347	725
SN 08D P04 B1	148,9	47	4 x 800	::	57610	3560	D	79	340	42	2x1"1/8	X	-	3342 x 2310 x 1347	513
SN 08D L04 B1	149,5	47	4 x 800	····	57610	3560	D	79	340	42	1"3/8	X	-	6342 x 1230 x 1347	528
SE 12D L05 B1	150,4	43	5 x 800	·····	49300	1650	C	75	425	53	1"3/8	-	X	7998 x 1230 x 1347	661
SU 16Y P06 D2	152,5	24	6 x 800	:::	32930	630	A+	56	1020	127	2x1"5/8	X	-	6312 x 2310 x 1347	934
SU 12Y P06 B1	153,6	37	6 x 800	:::	46190	1140	B	69	510	64	2x1"1/8	X	-	4842 x 2310 x 1347	738
SU 12Y L06 A2	156,4	37	6 x 800	·····	38770	1140	B	69	612	76	2"1/8	X	-	7512 x 1230 x 1347	751
SE 12D L06 A1	158,0	44	6 x 800	·····	55960	1980	C	76	408	51	1"3/8	X	-	7512 x 1230 x 1347	690
SE 12D L05 A2	158,9	43	5 x 800	·····	42790	1650	C	75	510	64	1"5/8	X	-	6312 x 1230 x 1347	631
SE 12D P06 A1	159,4	44	6 x 800	:::	55960	1980	C	76	408	51	2x1"1/8	X	-	3912 x 2310 x 1347	673
SN 08Y P04 B2	161,2	43	4 x 800	::	43800	2360	C	75	510	64	2x1"1/8	X	-	3342 x 2310 x 1347	564
SN 08Y L04 B2	161,4	43	4 x 800	····	43800	2360	C	75	510	64	1"5/8	X	-	6342 x 1230 x 1347	579
SN 08D P04 A2	162,6	47	4 x 800	::	50370	3560	D	79	408	51	2x1"1/8	X	-	2712 x 2310 x 1347	510
SU 16Y P08 B1	162,6	25	8 x 800	::::	43370	840	A	57	680	85	2x1"3/8	X	-	6342 x 2310 x 1347	955
SN 08D L04 A2	162,8	47	4 x 800	····	50370	3560	D	79	408	51	1"5/8	X	-	5112 x 1230 x 1347	508

NEOSTAR SILENCE - Axial fan condenser

R404A **DT1 = 15K**

NEOSTAR SILENCE 4/6	Capacity (1) DT1 = 15K kW	Ventilation: Acoustic Lp (2) dB(A)	Ventilation: Total number of fans Num. x Ø mm	Ventilation: Fan arrangement	Ventilation: Air flow m³/h	Ventilation: True input power (3) W total	Ventilation: Energy efficiency class	Ventilation: Acoustic Lw dB(A)	Coil: Surface m²	Coil: Circuit volume dm³	Connections: Ø Inlet Ø Outlet mm	Connections: Same side	Connections: Opposite sides	Dimensions L x P x H mm	Net weight kg
SE 12D L04 D2	163,9	42	4 x 800	••••	39740	1320	B	74	680	85	1"5/8	-	X	8438 x 1230 x 1347	711
SE 12D P04 D2	164,0	42	4 x 800	••	39740	1320	B	74	680	85	2x1"3/8	X	-	4312 x 2310 x 1347	646
SN 08Y L06 A1	173,7	45	6 x 800	••••••	66340	3540	D	77	408	51	1"5/8	X	-	7512 x 1230 x 1347	690
SN 08Y P06 A1	175,2	45	6 x 800	•••	66340	3540	D	77	408	51	2x1"1/8	X	-	3912 x 2310 x 1347	673
SN 08Y L05 A2	175,6	44	5 x 800	•••••	49570	2950	D	76	510	64	1"5/8	X	-	6312 x 1230 x 1347	631
SU 12Y P06 D1	176,9	37	6 x 800	•••	49020	1140	B	69	680	85	2x1"3/8	X	-	6312 x 2310 x 1347	829
SU 16Y P10 A1	178,8	26	10 x 800	•••••	49790	1050	A	58	680	85	2x1"3/8	X	-	6312 x 2310 x 1347	1075
SE 12D P06 B1	179,6	44	6 x 800	•••	59160	1980	C	76	510	64	2x1"1/8	X	-	4842 x 2310 x 1347	738
SE 12D L05 B2	179,9	43	5 x 800	•••••	46270	1650	B	75	637	80	1"5/8	-	X	7998 x 1230 x 1347	725
SN 08D L04 A3	180,0	47	4 x 800	••••	46610	3560	D	79	544	68	1"5/8	X	-	5112 x 1230 x 1347	550
SN 08D P04 A3	180,7	47	4 x 800	••	46610	3560	D	79	544	68	2x1"1/8	X	-	2712 x 2310 x 1347	553
SU 12Y P08 A1	181,3	38	8 x 800	••••	57500	1520	B	70	544	68	2x1"3/8	X	-	5112 x 2310 x 1347	869
SN 08D P04 B2	184,2	47	4 x 800	••	54270	3560	D	79	510	64	2x1"1/8	X	-	3342 x 2310 x 1347	564
SN 08D L04 B2	186,1	47	4 x 800	••••	54270	3560	D	79	510	64	1"5/8	X	-	6342 x 1230 x 1347	579
SU 16Y P08 D1	186,8	25	8 x 800	••••	47060	840	A	57	906	113	2x1"3/8	-	X	8438 x 2310 x 1347	1088
SN 08Y P04 D2	187,4	43	4 x 800	••	47730	2360	C	75	680	85	2x1"3/8	X	-	4312 x 2310 x 1347	646
SN 08Y L04 D2	187,5	43	4 x 800	••••	47730	2360	C	75	680	85	1"5/8	-	X	8438 x 1230 x 1347	711
SE 12D L06 A2	190,8	44	6 x 800	••••••	51340	1980	C	76	612	76	2"1/8	X	-	7512 x 1230 x 1347	751
SE 12D P06 A2	190,8	44	6 x 800	•••	51340	1980	C	76	612	76	2x1"3/8	X	-	3912 x 2310 x 1347	735
SN 08D P06 A1	196,2	49	6 x 800	•••	82020	5340	D	81	408	51	2x1"1/8	X	-	3912 x 2310 x 1347	673
SN 08Y P06 B1	200,1	45	6 x 800	•••	70950	3540	D	77	510	64	2x1"1/8	X	-	4842 x 2310 x 1347	738
SN 08Y L05 B2	202,1	44	5 x 800	•••••	54750	2950	C	76	637	80	1"5/8	-	X	7998 x 1230 x 1347	725
SU 16Y P10 B1	203,0	26	10 x 800	•••••	54210	1050	A	58	850	106	2x1"3/8	-	X	7998 x 2310 x 1347	1188
SU 12Y P06 D2	203,5	37	6 x 800	•••	46630	1140	A	69	1020	127	2x1"5/8	X	-	6312 x 2310 x 1347	934
SN 08D L05 A2	203,7	48	5 x 800	•••••	62960	4450	D	80	510	64	1"5/8	X	-	6312 x 1230 x 1347	631
SU 12Y P08 B1	205,7	38	8 x 800	••••	61580	1520	B	70	680	85	2x1"3/8	X	-	6342 x 2310 x 1347	955
SN 08D P04 B3	206,4	47	4 x 800	••	51250	3560	D	79	680	85	2x1"1/8	X	-	3342 x 2310 x 1347	618
SN 08Y L06 A2	210,3	45	6 x 800	••••••	59490	3540	D	77	612	76	2"1/8	X	-	7512 x 1230 x 1347	751
SN 08Y P06 A2	210,3	45	6 x 800	•••	59490	3540	D	77	612	76	2x1"3/8	X	-	3912 x 2310 x 1347	735
SE 12D P08 A1	211,9	45	8 x 800	••••	74620	2640	C	77	544	68	2x1"3/8	X	-	5112 x 2310 x 1347	869
SU 12Y P06 D3	213,3	37	6 x 800	•••	44370	1140	A	69	1360	170	2x1"1/8	X	-	6312 x 2310 x 1347	1042
SU 16Y P12 A1	213,9	26	12 x 800	••••••	59750	1260	A	59	816	102	2x1"3/8	X	-	7512 x 2310 x 1347	1281
SN 08D P04 D2	214,3	47	4 x 800	••	58040	3560	C	79	680	85	2x1"3/8	X	-	4312 x 2310 x 1347	646
SN 08D L04 D2	214,5	47	4 x 800	••••	58040	3560	C	79	680	85	1"5/8	-	X	8438 x 1230 x 1347	711
SE 12D P06 B2	215,5	44	6 x 800	•••	55530	1980	B	76	765	95	2x1"3/8	X	-	4842 x 2310 x 1347	815
SN 08Y L05 B3	216,9	44	5 x 800	•••••	50730	2950	C	76	850	106	2"1/8	X	-	7842 x 1230 x 1347	793
SU 16Y P10 B2	220,8	26	10 x 800	•••••	49210	1050	A	58	1275	159	2x1"5/8	-	X	7998 x 2310 x 1347	1317
SN 08D P06 B1	223,4	49	6 x 800	•••	86420	5340	D	81	510	64	2x1"1/8	X	-	4842 x 2310 x 1347	738
SU 12Y P10 A1	227,4	39	10 x 800	•••••	71880	1900	B	71	680	85	2x1"3/8	X	-	6312 x 2310 x 1347	1075
SE 12D P06 B3	231,8	44	6 x 800	•••	52290	1980	B	76	1020	127	2x1"5/8	X	-	4842 x 2310 x 1347	894
SN 08D L05 B2	231,9	48	5 x 800	•••••	67840	4450	D	80	637	80	1"5/8	-	X	7998 x 1230 x 1347	725
SN 08Y P08 A1	233,2	46	8 x 800	••••	88460	4720	D	78	544	68	2x1"3/8	X	-	5112 x 2310 x 1347	869
SU 16Y P12 A2	233,2	26	12 x 800	••••••	52630	1260	A	59	1224	153	2x2"1/8	X	-	7512 x 2310 x 1347	1403
SU 12Y P08 B2	237,5	38	8 x 800	••••	56940	1520	B	70	1020	127	2x1"5/8	X	-	6342 x 2310 x 1347	1057
SE 12D P08 B1	240,6	45	8 x 800	••••	78880	2640	C	77	680	85	2x1"3/8	X	-	6342 x 2310 x 1347	955
SU 16Y P12 B1	241,5	26	12 x 800	••••••	65050	1260	A	59	1020	127	2x1"5/8	X	-	9342 x 2310 x 1347	1418

SN 08D : 680 rpm - 890 W max. - 2,22 A max. (4)
SE 12D : 440 rpm - 330 W max. - 0,86 A max. (4)
SN 08Y : 540 rpm - 590 W max. - 1,17 A max. (4)
SU 12Y : 330 rpm - 190 W max. - 0,39 A max. (4)
SU 16Y : 255 rpm - 105 W max. - 0,25 A max. (4)

(1) Capacities are expressed in kW for R404A with DT1 = 15 K. They are equal to the capacities measured in accordance with standard CEN EN 327.
"DT1" represents the difference between the ambient air temperature and the condensation temperature considered equal at an equivalent condenser inlet pressure.

(2) Sound pressure level in dB(A) measured at 10 m, line of sight, on a reflective parallelepiped measurement surface, given for information only. Values measured under nominal operating conditions with clean coils and rated voltage.
(3) Power required for all motors.
(4) Setting of overload protection levels.

M60	M26	MTH	IRP	C2V	SCU	MCI	BAE	BXT	REH	RE ..	ECB	MEC	CMP	RP1	RP2	RP3	MSK
+1	+1	0	0	0	0	0	0	0	0	0	0	0	0	0	0	0	0

NEOSTAR SILENCE - Axial fan condenser

R404A | DT1 = 15K

NEOSTAR SILENCE 5/6	Capacity (1) DT1 = 15K kW	Ventilation: Acoustic Lp (2) dB(A)	Ventilation: Total number of fans Num. x Ø mm	Ventilation: Fan arrangement	Ventilation: Air flow m³/h	Ventilation: True input power (3) W total	Ventilation: Energy efficiency class	Ventilation: Acoustic Lw dB(A)	Coil: Surface m²	Coil: Circuit volume dm³	Connections: Ø Inlet Ø Outlet mm	Connections: Same side	Connections: Opposite sides	Dimensions L x P x H mm	Net weight kg
SN 08Y P06 B2	242,5	45	6 x 800	:::	65700	3540	C	77	765	95	2x1"3/8	X	-	4842 x 2310 x 1347	815
SN 08D L06 A2	243,5	49	6 x 800	••••••	75560	5340	D	81	612	76	2"1/8	X	-	7512 x 1230 x 1347	751
SN 08D P06 A2	245,0	49	6 x 800	:::	75560	5340	D	81	612	76	2x1"3/8	X	-	3912 x 2310 x 1347	735
SE 12D P06 D2	246,1	44	6 x 800	:::	59620	1980	B	76	1020	127	2x1"5/8	X	-	6312 x 2310 x 1347	934
SU 16Y P14 A1	247,6	27	14 x 800	:::::::	69710	1470	B	59	952	119	2x1"5/8	X	-	8712 x 2310 x 1347	1466
SE 12D P08 A2	254,6	45	8 x 800	::::	68460	2640	C	77	816	102	2x1"1/8	X	-	5112 x 2310 x 1347	950
SU 12Y P10 B1	257,4	39	10 x 800	:::::	76980	1900	B	71	850	106	2x1"3/8	-	X	7998 x 2310 x 1347	1188
SN 08D L05 B3	257,9	48	5 x 800	•••••	64060	4450	D	80	850	106	2"1/8	X	-	7842 x 1230 x 1347	793
SN 08D P08 A1	261,8	50	8 x 800	::::	109360	7120	D	82	544	68	2x1"3/8	X	-	5112 x 2310 x 1347	869
SE 12D P10 A1	265,3	46	10 x 800	:::::	93270	3300	C	78	680	85	2x1"3/8	X	-	6312 x 2310 x 1347	1075
SU 16Y P12 B2	267,0	26	12 x 800	::::::	59050	1260	A	59	1530	191	2x2"1/8	-	X	9498 x 2310 x 1347	1571
SN 08Y P08 B1	267,4	46	8 x 800	::::	94600	4720	D	78	680	85	2x1"3/8	X	-	6342 x 2310 x 1347	955
SN 08D P06 A3	270,5	49	6 x 800	:::	69910	5340	D	81	816	102	2x1"3/8	X	-	3912 x 2310 x 1347	799
SN 08D L06 A3	270,8	49	6 x 800	••••••	69910	5340	D	81	816	102	2"1/8	X	-	7512 x 1230 x 1347	816
SU 12Y P12 A1	272,3	39	12 x 800	::::::	86260	2280	B	72	816	102	2x1"3/8	X	-	7512 x 2310 x 1347	1281
SN 08Y P08 A2	280,1	46	8 x 800	::::	79310	4720	D	78	816	102	2x1"5/8	X	-	5112 x 2310 x 1347	950
SN 08Y P06 D2	281,2	45	6 x 800	:::	71600	3540	C	77	1020	127	2x1"5/8	X	-	6312 x 2310 x 1347	934
SU 16Y P14 B1	283,9	27	14 x 800	:::::::	75890	1470	A	59	1190	148	2x2"1/8	X	-	10842 x 2310 x 1347	1654
SU 16Y P16 A1	285,1	27	16 x 800	::::::::	79660	1680	A	60	1088	136	2x2"1/8	X	-	9912 x 2310 x 1347	1646
SE 12D P08 B2	288,1	45	8 x 800	::::	74040	2640	B	77	1020	127	2x1"5/8	X	-	6342 x 2310 x 1347	1057
SN 08Y P10 A1	292,1	47	10 x 800	:::::	110570	5900	D	79	680	85	2x1"3/8	X	-	6312 x 2310 x 1347	1075
SU 12Y P10 B2	296,7	39	10 x 800	:::::	71180	1900	B	71	1275	159	2x1"5/8	-	X	7998 x 2310 x 1347	1317
SN 08D P08 B1	298,8	50	8 x 800	::::	115230	7120	D	82	680	85	2x1"3/8	X	-	6342 x 2310 x 1347	955
SE 12D P10 B1	300,7	46	10 x 800	:::::	98590	3300	C	78	850	106	2x1"3/8	-	X	7998 x 2310 x 1347	1188
SN 08Y P06 D3	303,7	45	6 x 800	:::	68240	3540	C	77	1360	170	2x1"5/8	X	-	6312 x 2310 x 1347	1042
SU 12Y P12 B1	307,4	39	12 x 800	::::::	92380	2280	B	72	1020	127	2x1"5/8	X	-	9342 x 2310 x 1347	1418
SN 08D P06 B3	309,9	49	6 x 800	:::	76880	5340	D	81	1020	127	2x1"5/8	X	-	4842 x 2310 x 1347	894
SU 16Y P14 B2	312,1	27	14 x 800	:::::::	68890	1470	A	59	1785	223	2x2"1/8	-	X	10998 x 2310 x 1347	1833
SU 12Y P14 A1	316,2	40	14 x 800	:::::::	100630	2660	B	72	952	119	2x1"5/8	X	-	8712 x 2310 x 1347	1466
SE 12D P10 A2	317,9	46	10 x 800	:::::	85570	3300	C	78	1020	127	2x1"5/8	X	-	6312 x 2310 x 1347	1178
SN 08Y P08 B2	322,9	46	8 x 800	::::	87600	4720	C	78	1020	127	2x1"5/8	X	-	6342 x 2310 x 1347	1057
SU 16Y P16 B1	325,2	27	16 x 800	::::::::	86740	1680	A	60	1360	170	2x2"1/8	X	-	12342 x 2310 x 1347	1874
SN 08D P08 A2	325,5	50	8 x 800	::::	100740	7120	D	82	816	102	2x1"5/8	X	-	5112 x 2310 x 1347	950
SE 12D P08 D2	327,8	45	8 x 800	::::	79490	2640	B	77	1360	170	2x1"5/8	-	X	8438 x 2310 x 1347	1228
SN 08Y P10 B1	334,9	47	10 x 800	:::::	118250	5900	D	79	850	106	2x1"3/8	-	X	7998 x 2310 x 1347	1188
SN 08Y P12 A1	347,5	47	12 x 800	::::::	132690	7080	D	80	816	102	2x1"5/8	X	-	7512 x 2310 x 1347	1281
SN 08Y P10 A2	351,3	47	10 x 800	:::::	99140	5900	D	79	1020	127	2x1"5/8	X	-	6312 x 2310 x 1347	1178
SU 16Y P16 B2	355,5	27	16 x 800	::::::::	78740	1680	A	60	2039	254	2x2"1/8	X	-	12342 x 2310 x 1347	2078
SE 12D P12 B1	359,7	46	12 x 800	::::::	118310	3960	C	79	1020	127	2x1"5/8	X	-	9342 x 2310 x 1347	1418
SE 12D P10 B2	359,8	46	10 x 800	:::::	92550	3300	B	78	1275	159	2x1"5/8	-	X	7998 x 2310 x 1347	1317
SN 08D P08 A3	359,9	50	8 x 800	::::	93210	7120	D	82	1088	136	2x1"5/8	X	-	5112 x 2310 x 1347	1035
SU 12Y P14 B1	360,1	40	14 x 800	:::::::	107770	2660	B	72	1190	148	2x2"1/8	X	-	10842 x 2310 x 1347	1654
SN 08D P08 B2	372,3	50	8 x 800	::::	108550	7120	D	82	1020	127	2x1"5/8	X	-	6342 x 2310 x 1347	1057
SN 08Y P08 D2	375,0	46	8 x 800	::::	95460	4720	C	78	1360	170	2x1"5/8	-	X	8438 x 2310 x 1347	1228
SE 12D P12 A2	381,6	46	12 x 800	::::::	102680	3960	C	79	1224	153	2x2"1/8	X	-	7512 x 2310 x 1347	1403
SN 08Y P10 B2	404,2	47	10 x 800	:::::	109500	5900	C	79	1275	159	2x1"5/8	-	X	7998 x 2310 x 1347	1317
SN 08D P10 A2	407,6	51	10 x 800	:::::	125930	8900	D	83	1020	127	2x1"5/8	X	-	6312 x 2310 x 1347	1178
SE 12D P10 D2	409,8	45	10 x 800	:::::	99360	3300	B	78	1700	212	2x2"1/8	-	X	10438 x 2310 x 1347	1524
SU 12Y P16 B1	411,5	40	16 x 800	::::::::	123170	3040	B	73	1360	170	2x2"1/8	X	-	12342 x 2310 x 1347	1874
SE 12D P14 B1	420,1	47	14 x 800	:::::::	138030	4620	C	79	1190	148	2x2"1/8	X	-	10842 x 2310 x 1347	1654
SN 08Y P12 A2	420,6	47	12 x 800	::::::	118970	7080	D	80	1224	153	2x2"1/8	X	-	7512 x 2310 x 1347	1403
SN 08D P08 D2	429,0	50	8 x 800	::::	116070	7120	C	82	1360	170	2x1"5/8	-	X	8438 x 2310 x 1347	1228
SE 12D P12 B2	431,2	46	12 x 800	::::::	111060	3960	B	79	1530	191	2x2"1/8	-	X	9498 x 2310 x 1347	1571

NEOSTAR SILENCE - Axial fan condenser

R404A **DT1 = 15K**

NEOSTAR SILENCE 6/6	Capacity (1) DT1 = 15K	Ventilation							Coil		Connections			Dimensions L x P x H	Net weight
	kW	Acoustic Lp (2) dB(A)	Total number of fans Num. x Ø mm	Fan arrangement	Air flow m^3/h	True input power (3) W total	Energy efficiency class	Acoustic Lw dB(A)	Surface m^2	Circuit volume dm^3	Ø Inlet Ø Outlet mm	Same side	Opposite sides	mm	kg
SE 12D P14 A2	444,8	47	14 x 800	:::::::	119800	4620	C	79	1428	178	2x2"1/8	-	X	8838 x 2310 x 1347	1603
SN 08Y P12 A3	448,4	47	12 x 800	::::::	107610	7080	C	80	1632	203	2x2"1/8	X	-	7512 x 2310 x 1347	1534
SN 08D P10 A3	451,2	51	10 x 800	:::::	116520	8900	D	83	1360	170	2x1"5/8	X	-	6312 x 2310 x 1347	1289
SN 08D P10 B2	463,9	51	10 x 800	:::::	135680	8900	D	83	1275	159	2x1"5/8	-	X	7998 x 2310 x 1347	1317
SE 12D P12 B3	464,2	46	12 x 800	::::::	104580	3960	B	79	2039	254	2x2"1/8	-	X	9498 x 2310 x 1347	1732
SU 12Y P16 B2	475,3	40	16 x 800	::::::::	113890	3040	B	73	2039	254	2x2"1/8	X	-	12342 x 2310 x 1347	2078
SE 12D P16 B1	481,3	47	16 x 800	::::::::	157750	5280	C	80	1360	170	2x2"1/8	X	-	12342 x 2310 x 1347	1874
SN 08Y P12 B2	485,5	47	12 x 800	::::::	131400	7080	C	80	1530	191	2x2"1/8	-	X	9498 x 2310 x 1347	1571
SN 08D P12 A2	486,9	51	12 x 800	::::::	151120	10680	D	84	1224	153	2x2"1/8	X	-	7512 x 2310 x 1347	1403
SE 12D P14 B2	503,8	47	14 x 800	:::::::	129570	4620	B	79	1785	223	2x2"1/8	-	X	10998 x 2310 x 1347	1833
SE 12D P16 A2	509,1	47	16 x 800	::::::::	136910	5280	C	80	1632	203	2x2"1/8	-	X	10038 x 2310 x 1347	1789
SN 08D P10 B3	515,9	51	10 x 800	:::::	128130	8900	D	83	1700	212	2x2"1/8	X	-	7842 x 2310 x 1347	1454
SN 08Y P12 B3	522,1	47	12 x 800	::::::	121750	7080	C	80	2039	254	2x2"1/8	-	X	9498 x 2310 x 1347	1732
SN 08Y P16 B1	534,6	48	16 x 800	::::::::	189190	9440	D	81	1360	170	2x2"1/8	X	-	12342 x 2310 x 1347	1874
SN 08D P12 A3	541,7	51	12 x 800	::::::	139820	10680	D	84	1632	203	2x2"1/8	X	-	7512 x 2310 x 1347	1534
SE 12D P16 A3	543,8	47	16 x 800	::::::::	125860	5280	C	80	2175	271	2x2"1/8	-	X	10038 x 2310 x 1347	1931
SN 08D P12 B2	556,6	51	12 x 800	::::::	162820	10680	D	84	1530	191	2x2"1/8	-	X	9498 x 2310 x 1347	1571
SN 08Y P14 B2	564,9	48	14 x 800	:::::::	153300	8260	C	80	1785	223	2x2"1/8	-	X	10998 x 2310 x 1347	1833
SN 08D P14 A2	569,9	52	14 x 800	:::::::	176300	12460	D	84	1428	178	2x2"1/8	-	X	8838 x 2310 x 1347	1603
SE 12D P16 B2	576,5	47	16 x 800	::::::::	148080	5280	B	80	2039	254	2x2"1/8	X	-	12342 x 2310 x 1347	2078
SN 08D P16 B1	597,4	52	16 x 800	::::::::	230450	14240	D	85	1360	170	2x2"1/8	X	-	12342 x 2310 x 1347	1874
SN 08Y P14 B3	608,4	48	14 x 800	:::::::	142040	8260	C	80	2379	297	2x2"1/8	-	X	10998 x 2310 x 1347	2011
SN 08D P12 B3	617,4	51	12 x 800	::::::	153760	10680	D	84	2039	254	2x2"1/8	-	X	9498 x 2310 x 1347	1732
SE 12D P16 B3	617,6	47	16 x 800	::::::::	139440	5280	B	80	2719	339	2x2"5/8	-	X	12498 x 2310 x 1347	2280
SN 08Y P16 B2	646,0	48	16 x 800	::::::::	175200	9440	C	81	2039	254	2x2"1/8	X	-	12342 x 2310 x 1347	2078
SN 08D P14 B2	647,1	52	14 x 800	:::::::	189960	12460	D	84	1785	223	2x2"1/8	-	X	10998 x 2310 x 1347	1833
SN 08Y P16 B3	693,6	48	16 x 800	::::::::	162330	9440	C	81	2719	339	2x2"5/8	-	X	12498 x 2310 x 1347	2280
SN 08D P14 B3	720,7	52	14 x 800	:::::::	179380	12460	D	84	2379	297	2x2"1/8	-	X	10998 x 2310 x 1347	2011
SN 08D P16 A3	722,1	52	16 x 800	::::::::	186430	14240	D	85	2175	271	2x2"1/8	-	X	10038 x 2310 x 1347	1931
SN 08D P16 B2	745,1	52	16 x 800	::::::::	217090	14240	D	85	2039	254	2x2"1/8	X	-	12342 x 2310 x 1347	2078
SN 08D P16 B3	819,9	52	16 x 800	::::::::	205010	14240	D	85	2719	339	2x2"5/8	-	X	12498 x 2310 x 1347	2280
SN 08D P16 B4	861,0	52	16 x 800	::::::::	194000	14240	D	85	3399	424	2x2"5/8	-	X	12498 x 2310 x 1347	2484

SN 08D : 680 rpm - 890 W max. - 2,22 A max. (4)
SE 12D : 440 rpm - 330 W max. - 0,86 A max. (4)
SN 08Y : 540 rpm - 590 W max. - 1,17 A max. (4)
SU 12Y : 330 rpm - 190 W max. - 0,39 A max. (4)
SU 16Y : 255 rpm - 105 W max. - 0,25 A max. (4)

(1) Capacities are expressed in kW for R404A with DT1 = 15 K. They are equal to the capacities measured in accordance with standard CEN EN 327.
"DT1" represents the difference between the ambient air temperature and the condensation temperature considered equal at an equivalent condenser inlet pressure.

(2) Sound pressure level in dB(A) measured at 10 m, line of sight, on a reflective parallelepiped measurement surface, given for information only. Values measured under nominal operating conditions with clean coils and rated voltage.
(3) Power required for all motors.
(4) Setting of overload protection levels.

M60	M26	MTH	IRP	C2V	SCU	MCI	BAE	BXT	REH	RE ..	ECB	MEC	CMP	RP1	RP2	RP3	MSK
+1	+1	0	0	0	0	0	0	0	0	0	0	0	0	0	0	0	0

TYPE OF MODULE: A

Vertical air flow

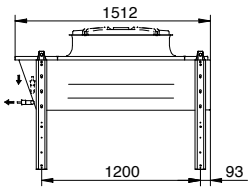

... L01 A... / ... P02 A...

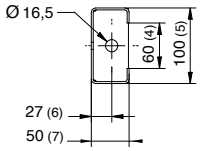

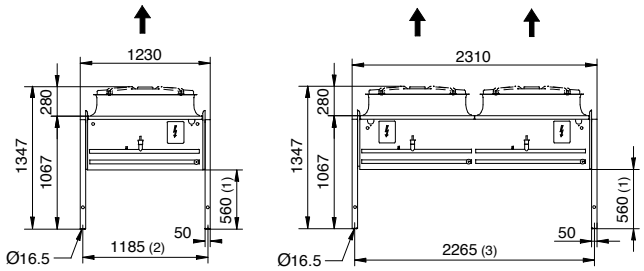

PN 06D ... / PU 06D ... / SN 08D ... / SN 08Y ... / SU 16Y ...

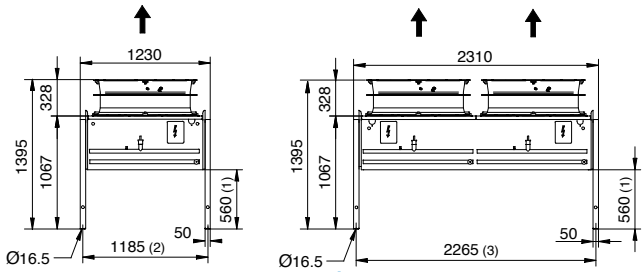

SE 12D ... / SU 12Y ...

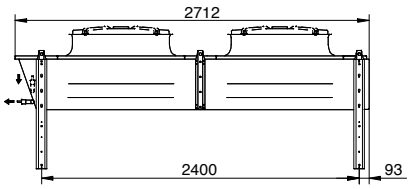

... L02 A... / ... P04 A...

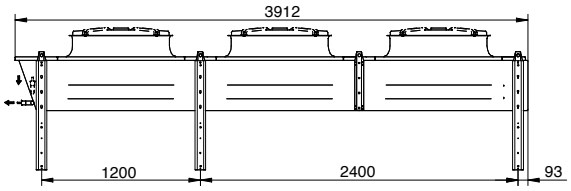

... L03 A... / ... P06 A...

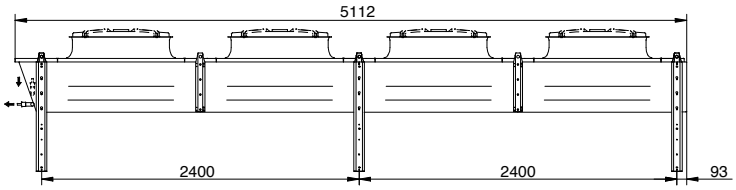

... L04 A... / ... P08 A...

	(1)	(2)	(3)	(4)	(5)	(6)	(7)
REH	800	1185	2265	60	100	27	50
RE2	1400	1205	2285	90	130	37	70
RE3	1900	1205	2285	90	130	37	70
RE4	2400	1205	2285	90	130	37	80

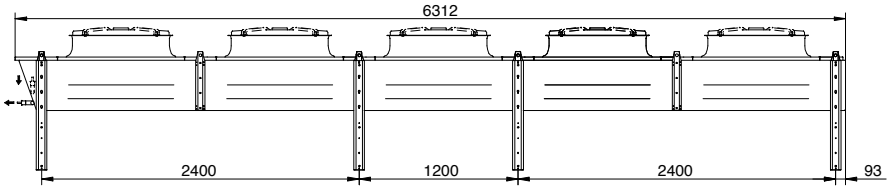

... L05 A... / ... P10 A...

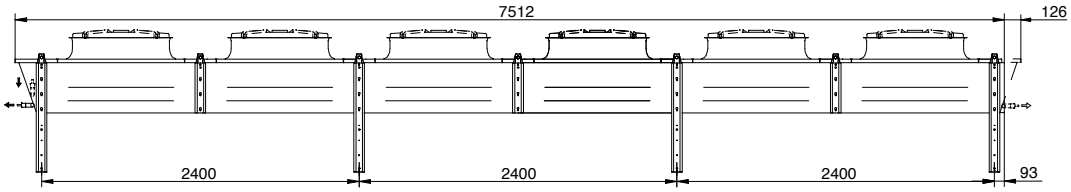

... L06 A... / ... P12 A...

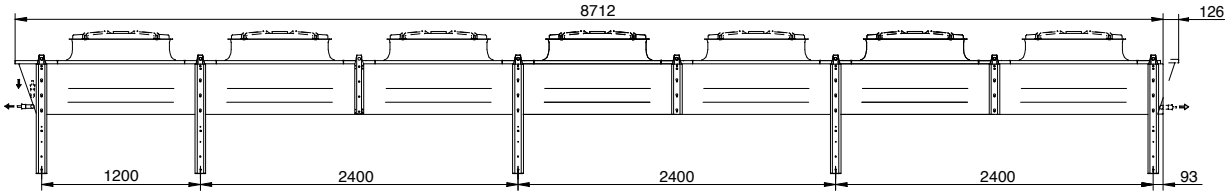

... P14 A...

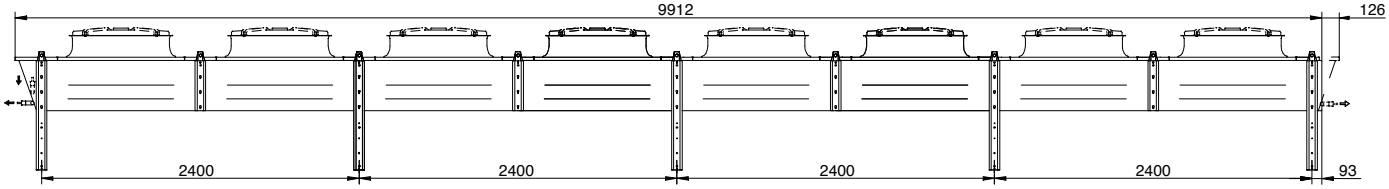

... P16 A...

TYPE OF MODULE: A

Horizontal air flow

PN 06D ...
PU 06D ...
SN 08D ...
SN 08Y ...
SU 16Y ...

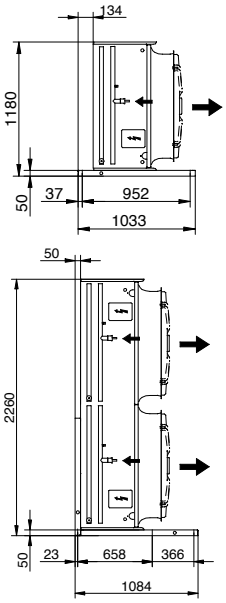

SE 12D ...
SU 12Y ...

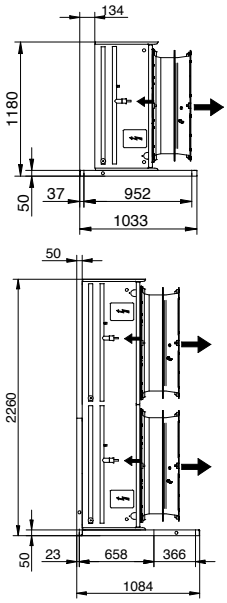

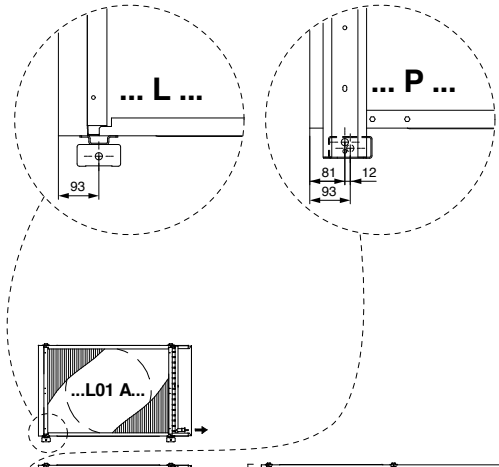

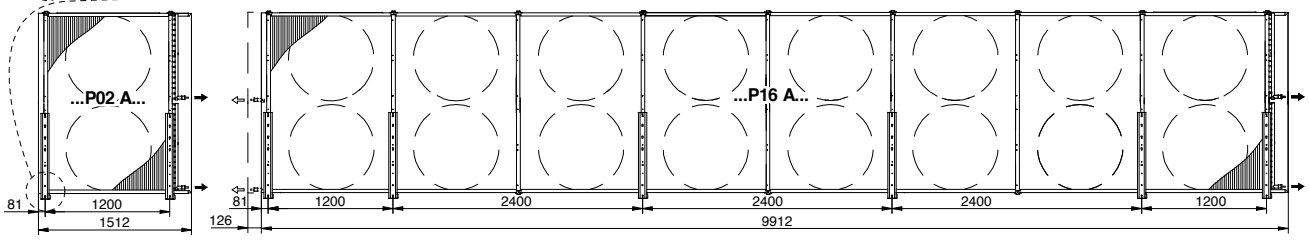

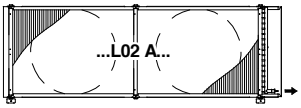

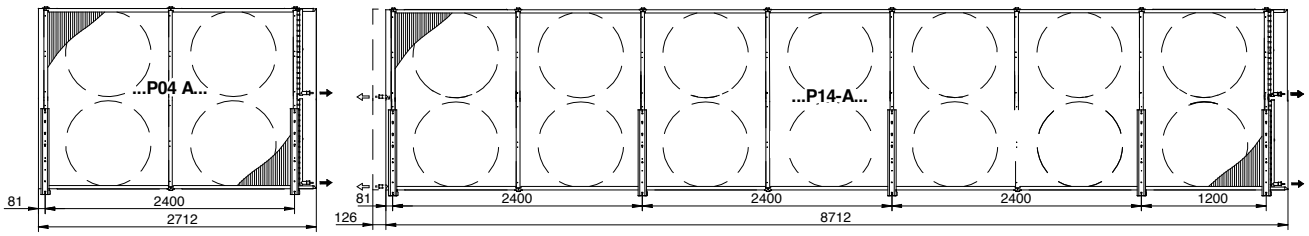

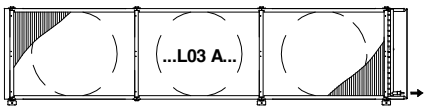

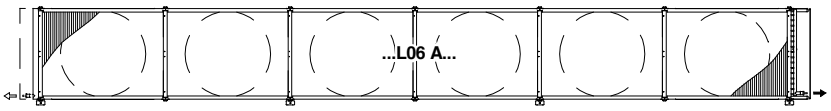

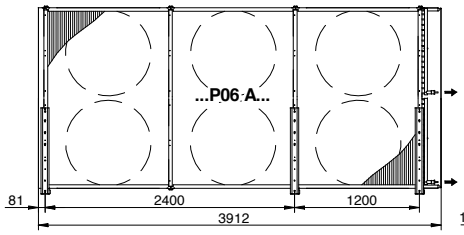

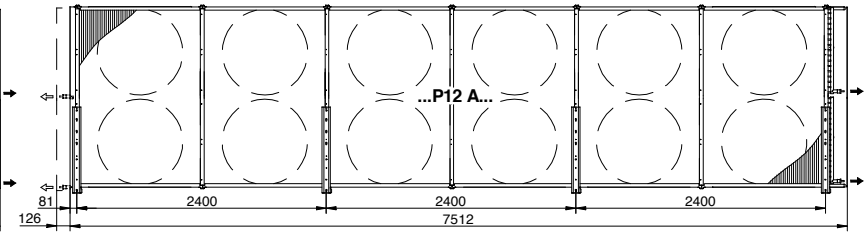

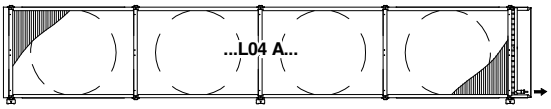

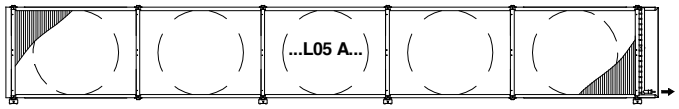

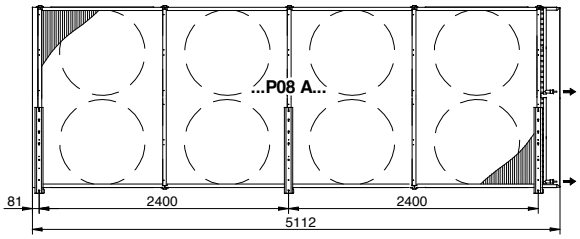

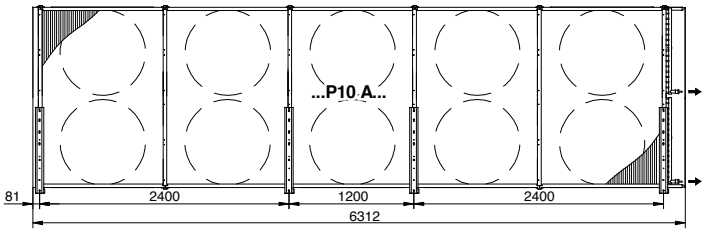

TYPE OF MODULE: B

Vertical air flow

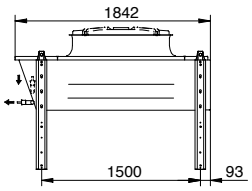

... L01 B... / ... P02 B...

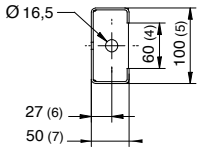

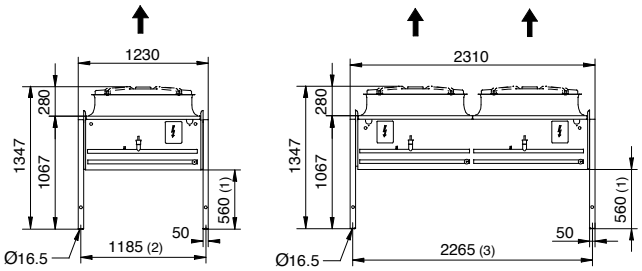

PN 06D ... / PU 06D ... / SN 08D ... / SN 08Y ... / SU 16Y ...

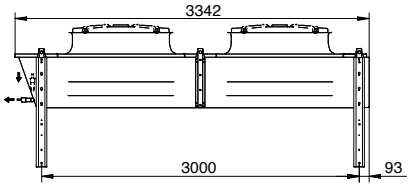

... L02 B... / ... P04 B...

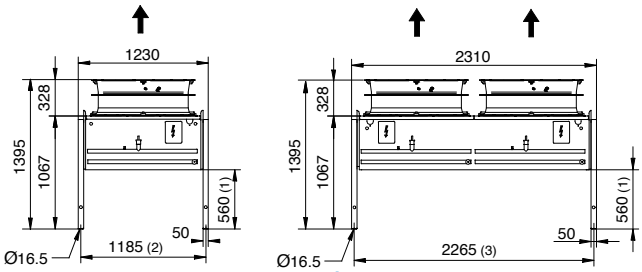

SE 12D ... / SU 12Y ...

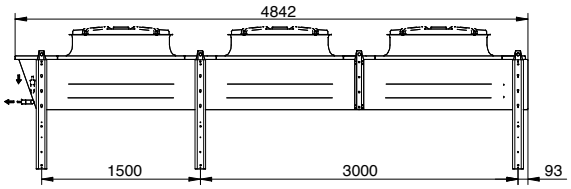

... L03 B... / ... P06 B...

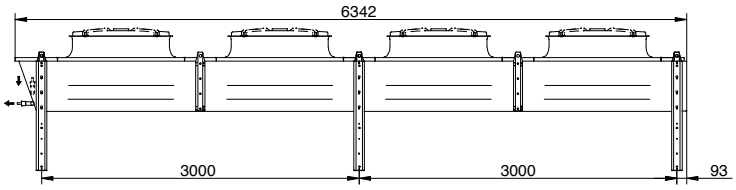

... L04 B... / ... P08 B...

	(1)	(2)	(3)	(4)	(5)	(6)	(7)
REH	800	1185	2265	60	100	27	50
RE2	1400	1205	2285	90	130	37	70
RE3	1900	1205	2285	90	130	37	70
RE4	2400	1205	2285	90	130	37	80

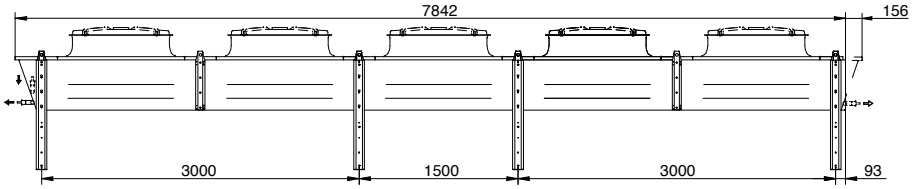

... L05 B... / ... P10 B...

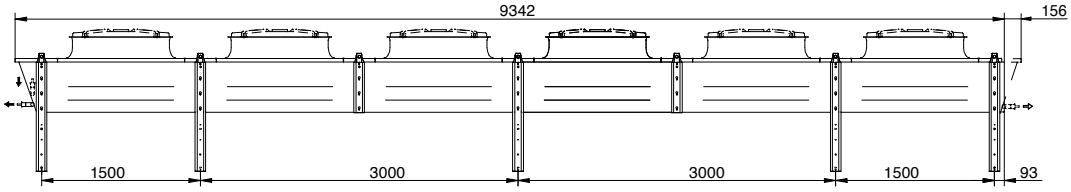

... P12 B...

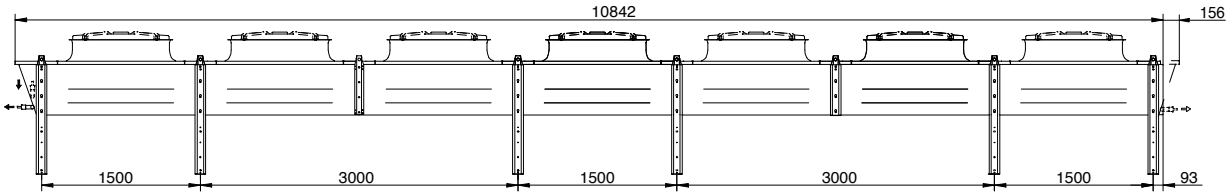

... P14 B...

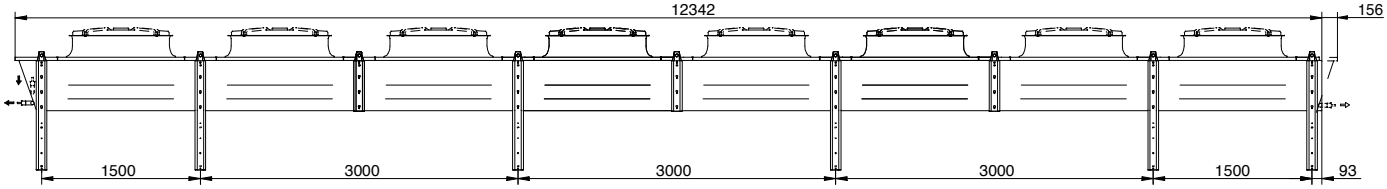

... P16 B...

TYPE OF MODULE: B

Horizontal air flow

PN 06D ...
PU 06D ...
SN 08D ...
SN 08Y ...
SU 16Y ...

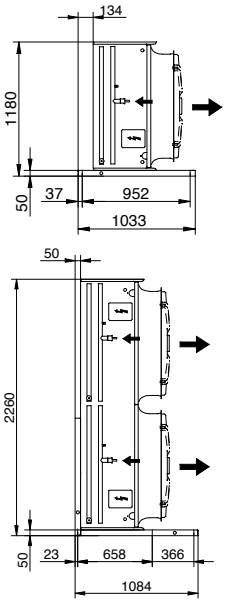

SE 12D ...
SU 12Y ...

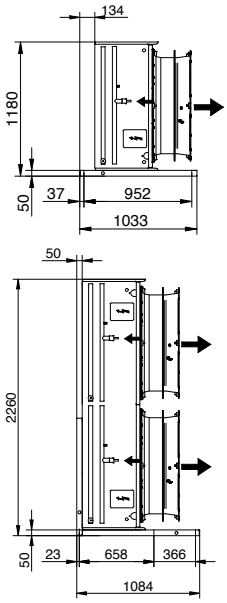

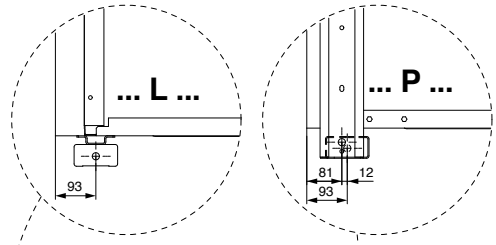

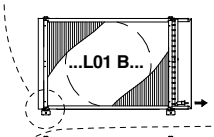

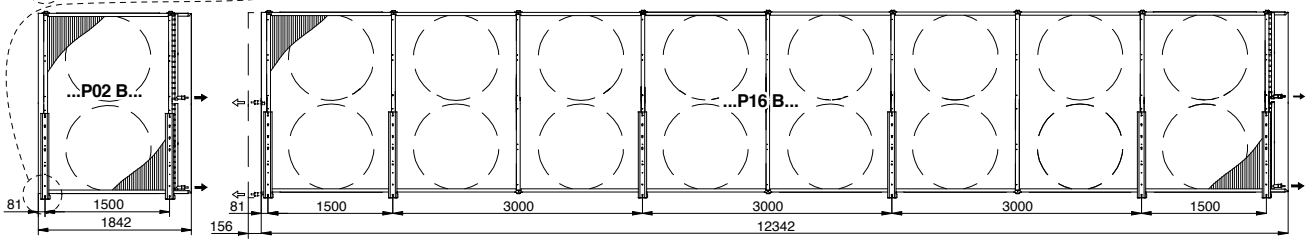

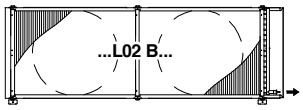

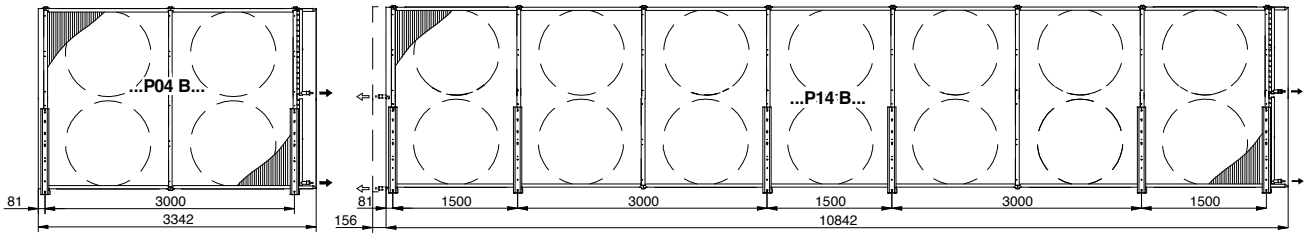

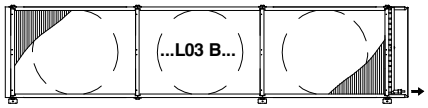

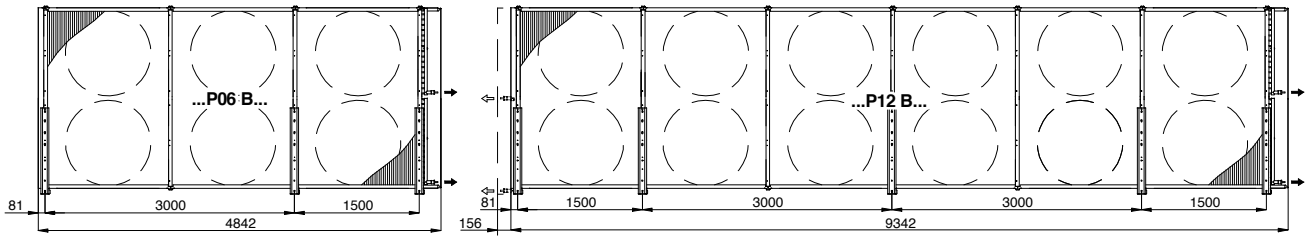

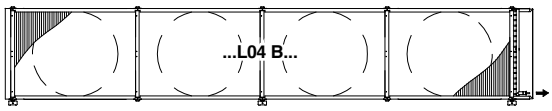

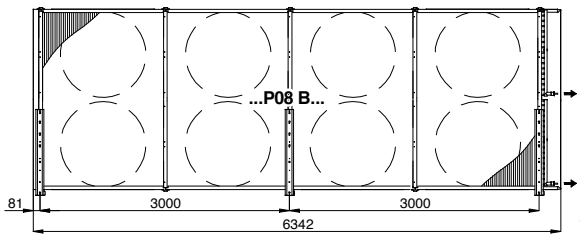

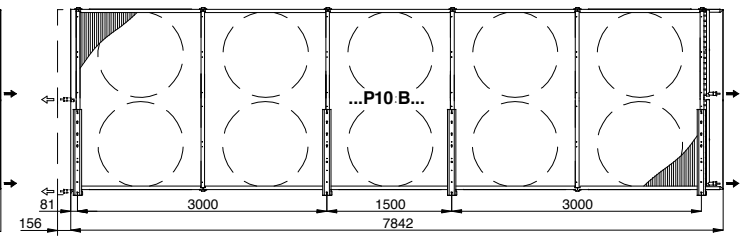

TYPE OF MODULE: D

Vertical air flow

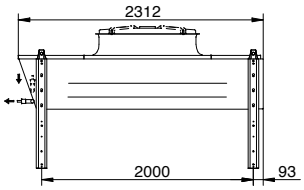

... L01 D... / ... P02 D...

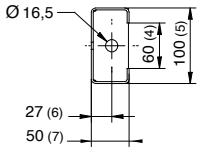

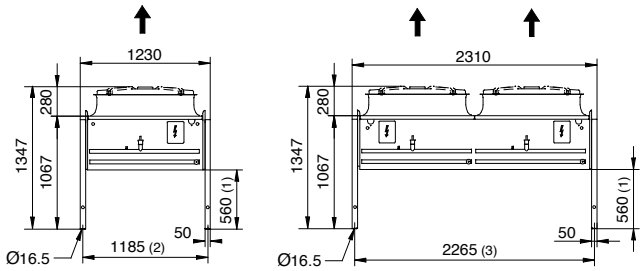

PN 06D ... / PU 06D ... / SN 08D ... / SN 08Y ... / SU 16Y ...

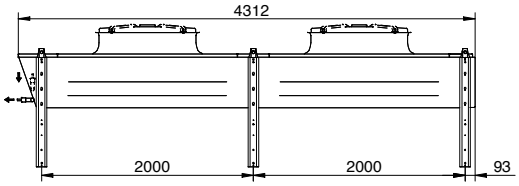

... L02 D... / ... P04 D...

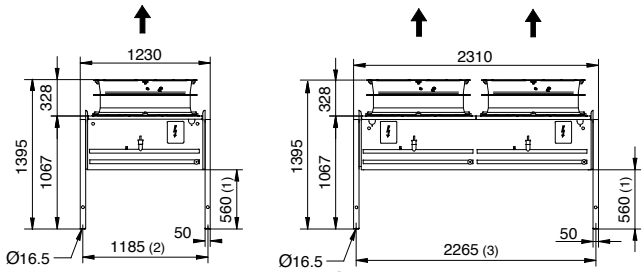

SE 12D ... / SU 12Y ...

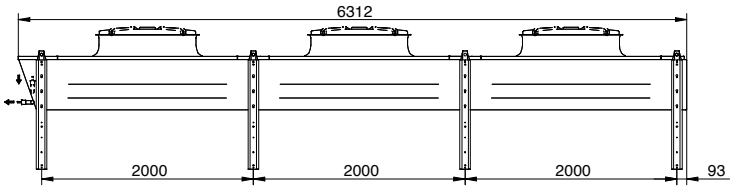

... L03 D... / ... P06 D...

	(1)	(2)	(3)	(4)	(5)	(6)	(7)
REH	800	1185	2265	60	100	27	50
RE2	1400	1205	2285	90	130	37	70
RE3	1900	1205	2285	90	130	37	70
RE4	2400	1205	2285	90	130	37	80

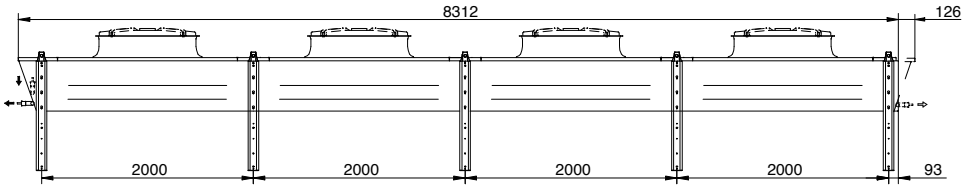

... L04 D... / ... P08 D...

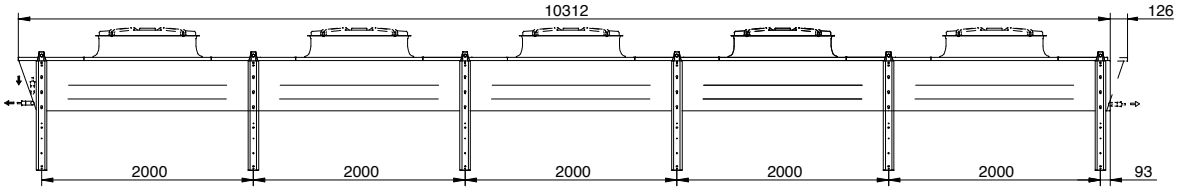

... P10 D...

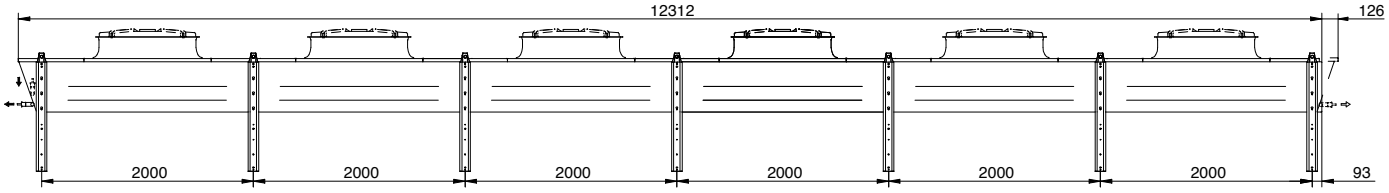

... P12 D...

TYPE OF MODULE: D

Horizontal air flow

PN 06D ...
PU 06D ...
SN 08D ...
SN 08Y ...
SU 16Y ...

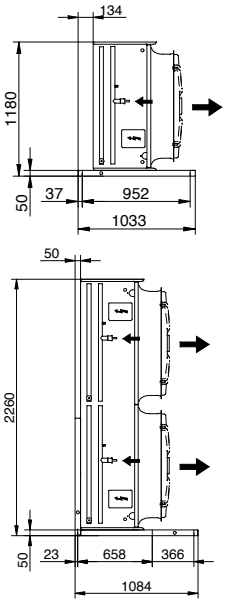

SE 12D ...
SU 12Y ...